

Why Invest in LNGG?



Rapid Globalization: The share of liquefied natural gas (LNG) in the global gas supply will increase from today's 13% to 23% by 2050, driven by demand growth and replacing declining pipeline and domestic gas sources.¹



Transition Fuel: The global mix of natural gas is expected to grow relative to other fossil fuels such as coal and oil as many large economies transition to cleaner energy.



Investment Activity: Spending on US LNG project investments will expand dramatically to an estimated \$100 billion over the next five years.²

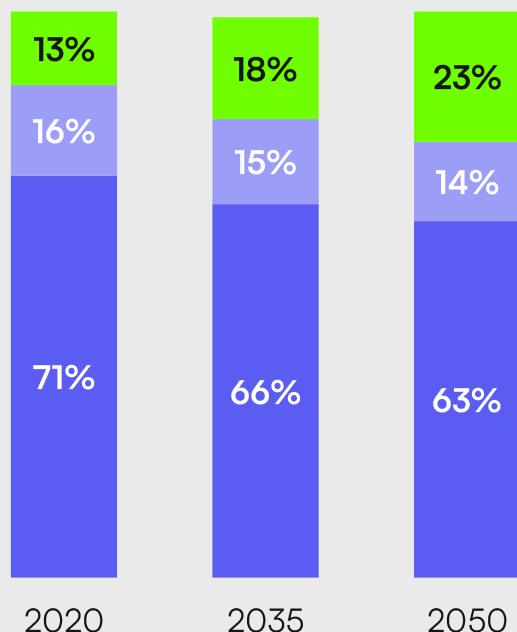
Fund Details

Fund Ticker	LNGG
Exchange	NYSE Arca
CUSIP	53656G423
Expense Ratio	0.65%
AUM	\$0.8MM
Shares Outstanding	30,000
Inception Date	09/22/2023
ETF Options Available	Yes
# of Holdings	26

The LNG Opportunity

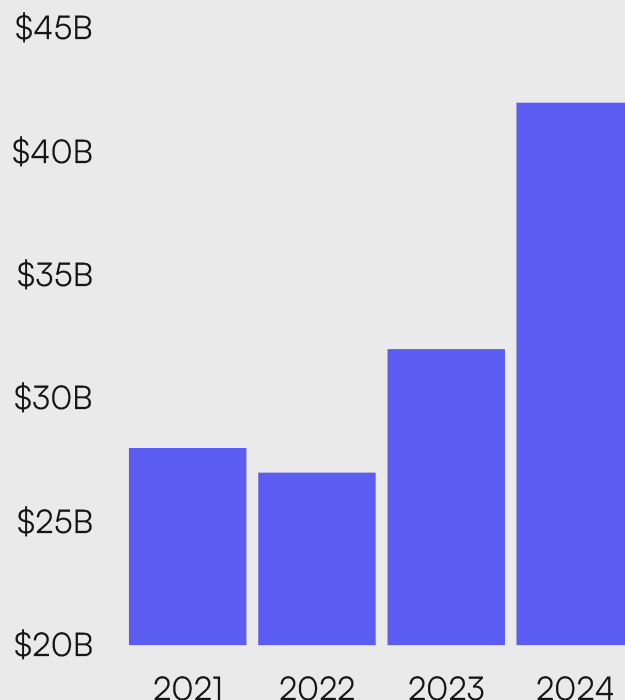
Global Natural Gas Market Breakdown¹

■ Domestic gas ■ Pipeline-import flows ■ LNG



Source: ¹Energy Insights by McKinsey, Global Gas Outlook 2050, as of February 26, 2021. ²Wood Mackenzie, as of February 22, 2023.

Global LNG Greenfield Investment³



Source: ³Rystad Energy's Ucube, Rystad energy research and analysis, as of August 23, 2022. Note: Greenfield is defined as previously undeveloped sites for commercial LNG related development. The Greenfield LNG projects are driven mainly by a short-term increase in natural gas demand in Europe/Asia.

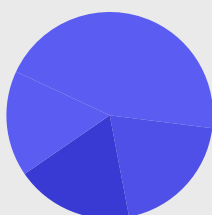
Top Ten Holdings (as of 6/30/24)

Cheniere Energy Inc	15.39%	Tokyo Electric Power Co Holdings Inc	4.75%
Woodside Energy Group Ltd	14.45%	New Fortress Energy Inc	4.41%
Santos Ltd	10.99%	NextDecade Corp	4.23%
Qatar Gas Transport Co Ltd	5.01%	Korea Gas Corp	4.00%
Golar LNG Ltd	4.85%	ENN Energy Holdings Ltd	4.00%

ETF holdings are subject to change at any time and should not be interpreted as an offer of these securities.

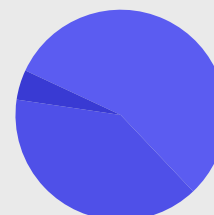
Thematic Relevance Breakdown

Diversified	44.9%
Liquefaction	20.0%
Regasification/Gas-to-Power	18.4%
LNG Carriers	16.5%



Market Capitalization Breakdown

Large Cap (>\$10B)	55.8%
Mid Cap (\$2-10B)	39.3%
Small Cap (<\$2B)	4.6%



Overview

Roundhill believes that liquefied natural gas (LNG) will serve as a critical transitional energy supply source for the coming decades. The Roundhill Alerian LNG ETF is the only ETF globally focused on providing investors exposure to the liquefied natural gas value chain.

Geographic Breakdown

United States	33.0%	Malaysia	4.0%
Australia	25.4%	Norway	2.6%
Japan	6.7%	Hong Kong	2.4%
Qatar	5.0%	Britain	2.0%
Bermuda	4.9%	Canada	2.0%
South Korea	4.3%	France	2.0%
China	4.0%	Netherlands	1.7%

LNGG Performance (as of 6/30/24)

NAV	8.28%
Market Price	8.56%

Since Inception
(09/22/2023)

Performance for periods greater than one year shown annualized.

The performance data quoted represents past performance. Past performance does not guarantee future results. Current performance may be lower or higher than the performance data quoted. The investment return and principal value of an investment will fluctuate so that an investor's shares, when sold or redeemed, may be worth more or less than the original cost. Returns less than one year are not annualized. For the most recent month-end performance, please call (855) 561-5728. You cannot invest directly in an index. Shares are bought and sold at market price (closing price), not net asset value (NAV), and are not individually redeemed from the Fund. Market performance is determined using the bid/ask midpoint at 4:00pm Eastern Time when the NAV is typically calculated. Brokerage commissions will reduce returns. Short-term performance, in particular, is not a good indication of the fund's future performance, and an investment should not be made based solely on returns.

Expense Ratio	0.65%
----------------------	--------------

Investors should consider the investment objectives, risk, charges and expenses carefully before investing. For a prospectus or summary prospectus with this and other information about the LNGG ETF please call 1-877-220-7649 or visit the website at [https:// www.roundhillinvestments.com/etf/LNGG/](https://www.roundhillinvestments.com/etf/LNGG/). Read the prospectus or summary prospectus carefully before investing.

Investing involves risk, including possible loss of principal. Alerian Liquefied Natural Gas Index. The Index is composed of the common stock of domestic and international companies in both developed and emerging markets, that are principally engaged in or derive significant revenue from the LNG industry. An Index cannot be invested in directly. **Concentration Risk.** Because the Fund's assets will be concentrated in an industry or group of industries to the extent the Index concentrates in a particular industry or group of industries, the Fund is subject to loss due to adverse occurrences that may affect that industry or group of industries. **Oil & Gas Producers Industry.** Companies in the Oil and Gas Producers Industry (the Industry) are affected by worldwide energy prices and exploration and production costs. The Industry may have significant operations in areas at risk for natural disasters, social and political unrest, and environmental damage. These companies may also be at risk for increased government regulation and intervention, litigation, and negative publicity and public perception. **Depository Receipt Risk.** Depository receipts, including American depository receipts, involve risks similar to those associated with investments in foreign securities, such as changes in political or economic conditions of other countries and changes in the exchange rates of foreign currencies. **Foreign & Emerging Markets Risks.** Investments in foreign securities may involve risks such as social and political instability, market illiquidity, exchange-rate fluctuations, a high level of volatility and limited regulation. Investing in emerging markets involves different and greater risks, as these countries are substantially smaller, less liquid, and more volatile than securities markets in more developed markets. **New Fund Risk.** The Fund is a recently organized investment company with no operating history. As a result, prospective investors have no track record or history on which to base their investment decision. **Non-Diversification Risk.** Because the Fund is "non-diversified," it may invest a greater percentage of its assets in the securities of a single issuer or a lesser number of issuers than if it was a diversified fund. As a result, the Fund may be more exposed to the risks associated with and developments affecting an individual issuer or a lesser number of issuers than a fund that invests more widely. This may increase the Fund's volatility and cause the performance of a relatively small number of issuers to have a greater impact on the Fund's performance. **Passive Management Risk.** The fund is passively managed and attempts to mirror the composition and performance of the Alerian Liquefied Natural Gas Index. The Fund's returns may not match due to expenses incurred by the Fund or lack of precise correlation with the index. **Tracking Error Risk.** As with all index funds, the performance of the Fund and its Index may differ from each other for a variety of reasons. For example, the Fund incurs operating expenses and portfolio transaction costs not incurred by the Index. In addition, the Fund may not be fully invested in the securities of the Index at all times or may hold securities not included in the Index.

The Roundhill Alerian LNG ETF is not issued, sponsored, endorsed, sold or promoted by VettaFi LLC or its affiliates (collectively, "VettaFi"). VettaFi makes no representation or warranty, express or implied, to the purchasers or owners of the Roundhill Alerian LNG ETF or any member of the public regarding the advisability of investing in securities generally or in Roundhill Alerian LNG ETF particularly or the ability of the Alerian Liquefied Natural Gas Index (the "Index") to track general market performance. VettaFi's only relationship to Roundhill Financial Inc. is the licensing of the Index which is determined, composed and calculated without regard to Roundhill Financial Inc. or the Roundhill Alerian LNG ETF. VettaFi is not responsible for and has not participated in the determination of the timing of, prices at, or quantities of the Roundhill Alerian LNG ETF to be issued. VettaFi has no obligation or liability in connection with the issuance, administration, marketing or trading of the Roundhill Alerian LNG ETF.

"Alerian Liquefied Natural Gas IndexSM", "AlerianSM", "VettaFiSM", and "LNGSM" are servicemarks of VettaFi and their use is granted under a license from VettaFi. VettaFi does not guarantee the accuracy and/or completeness of the Index or any data included therein and VettaFi shall have no liability for any errors, omissions, interruptions or defects therein. VettaFi makes no warranty, express or implied, representations or promises, as to results to be obtained by Roundhill Financial Inc., or any other person or entity from the use of the Index or any data included therein. VettaFi makes no express or implied warranties, representations or promises, regarding the originality, merchantability, suitability, or fitness for a particular purpose or use with respect to the Index or any data included therein. Without limiting any of the foregoing, in no event shall VettaFi have any liability for any direct, indirect, special, incidental, punitive, consequential, or other damages (including lost profits), even if notified of the possibility of such damages.

Please see the prospectus for details of these and other risks. Roundhill Financial Inc. serves as the investment advisor.

The Funds are distributed by Foreside Fund Services, LLC which is not affiliated with Roundhill Financial Inc., U.S. Bank, or any of their affiliates.