

Why Invest in WEED?



Market Growth: The global legal cannabis market is set for substantial growth, with sales projected to reach \$61 billion by 2026



Legalization Momentum: As of now, cannabis is legal in 39 states, reflecting a nationwide shift towards legalization



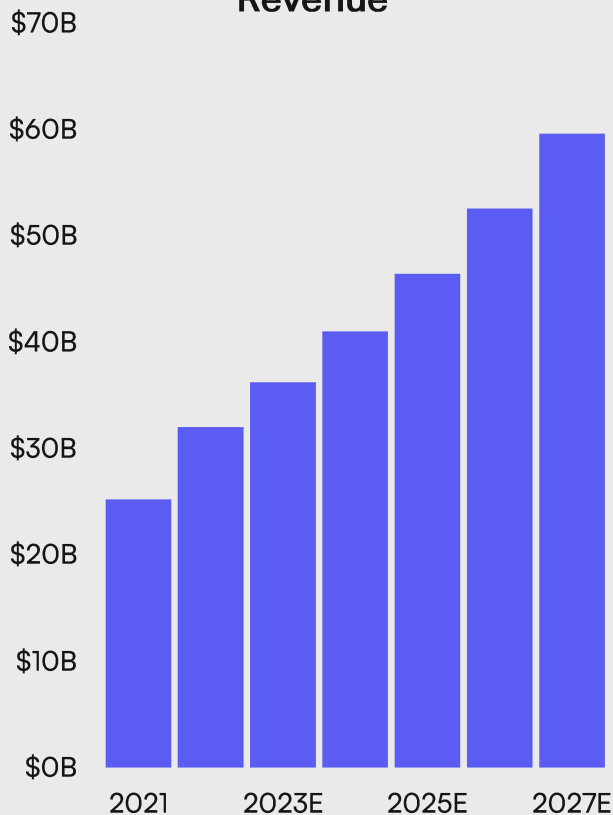
Bipartisan Support: Cannabis legalization enjoys widespread acceptance, with 68% of Americans expressing their support for it.

Fund Details

| | |
|----------------------------------|----------------|
| Fund Ticker | WEED |
| Exchange | Cboe BZX |
| CUSIP | 53656F128 |
| Gross Expense Ratio ¹ | 0.40% |
| Net Expense Ratio ² | 0.00% |
| AUM | \$5.6MM |
| Shares Outstanding | 175,000 |
| Inception Date | 04 / 20 / 2022 |
| ETF Options Available | Yes |
| Underlying Issuers | 5 |

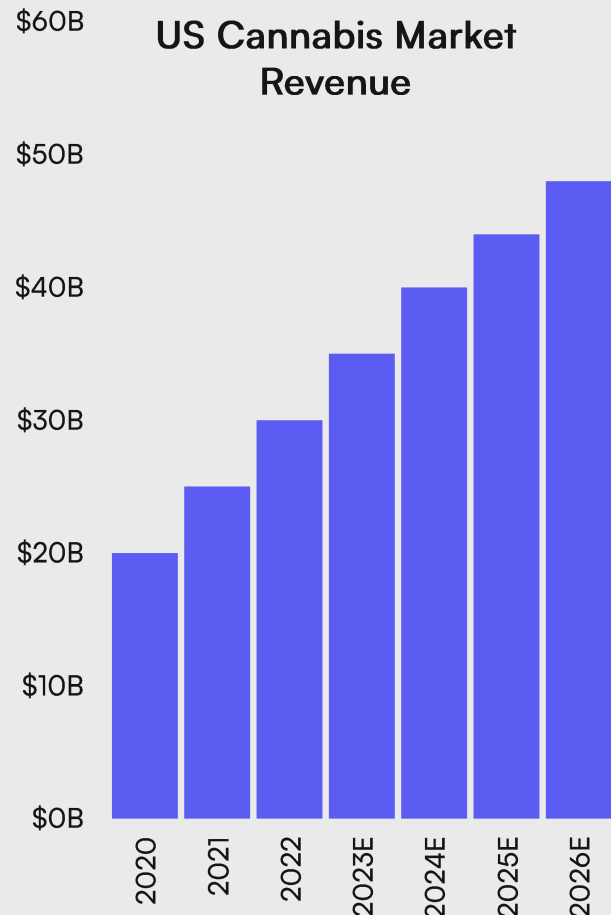
The Cannabis Opportunity

Global Cannabis Market Revenue



Source: BDSA, report as of 2/22/2023.

US Cannabis Market Revenue



Source: MJBizDaily, Headset, State data, Needham & Company LLC. Forecasts.

Top Underlying Issuers (as of 6/30/24)

WEED Exposures



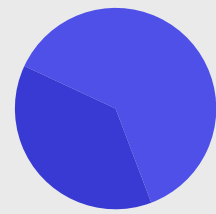
Thematic Relevance Breakdown

Multi-State Operators 100.0%



Market Capitalization Breakdown

Large Cap (>\$10B) 0.0%
 Small Cap (<\$2B) 37.6%
 Mid Cap (\$2-10B) 62.1%



Overview

Roundhill believes that continued legalization by both U.S. states and foreign governments globally result in an attractive growth profile for the cannabis sector. The Roundhill Cannabis ETF offers hyper-concentrated exposure to U.S. cannabis companies allowing investors to gain access to the sector ahead of potential federal legalization.

Geographic Breakdown

United States 100.0%

WEED Performance (as of 6/30/24)

| | 1-Year | Since Inception (04/20/2022) |
|---------------------|--------|------------------------------|
| NAV | 42.62% | -33.04% |
| Market Price | 41.62% | -33.17% |

Performance for periods greater than one year shown annualized.

The performance data quoted represents past performance. Past performance does not guarantee future results. Current performance may be lower or higher than the performance data quoted. The investment return and principal value of an investment will fluctuate so that an investor's shares, when sold or redeemed, may be worth more or less than the original cost. Returns less than one year are not annualized. For the most recent month-end performance, please call (855) 561-5728. You cannot invest directly in an index. Shares are bought and sold at market price (closing price), not net asset value (NAV), and are not individually redeemed from the Fund. Market performance is determined using the bid/ask midpoint at 4:00pm Eastern Time when the NAV is typically calculated. Brokerage commissions will reduce returns. Short-term performance, in particular, is not a good indication of the fund's future performance, and an investment should not be made based solely on returns.

Net Expense Ratio² 0.00%



¹Reflects fees incurred by the Fund before waivers and reimbursements, including but not limited to management fees, 12b-1 fees, and acquired fund fees and expenses.

²Net expenses reflect fees incurred by the Fund after waivers and reimbursements -- fee waivers for WEED are contractual and in effect until at least July 1, 2025.

Investors should consider the investment objectives, risk, charges and expenses carefully before investing. For a prospectus or summary prospectus with this and other information about the WEED ETF please call 1-855-561-5728 or visit the website at <https://www.roundhillinvestments.com/etf/WEED>.

Read the prospectus or summary prospectus carefully before investing. Investing risk including possible loss of principal. Because the Fund is "non-diversified," it may invest a greater percentage of its assets in the securities of a single issuer or a lesser number of issuers than if it was a diversified fund. As a result, the Fund may be more exposed to the risks associated with and developments affecting an individual issuer or a lesser number of issuers than a fund that invests more widely. This may increase the Fund's volatility and cause the performance of a relatively small number of issuers to have a greater impact on the Fund's performance. Companies involved in the cannabis industry face intense competition, may have limited access to the services of banks, may have substantial burdens on company resources due to litigation, complaints or enforcement actions, and are heavily dependent on receiving necessary permits and authorizations to engage in medical cannabis research or to otherwise cultivate, possess or distribute cannabis. Since the cultivation, possession, and distribution of cannabis can be illegal under United States federal law under certain circumstances, federally regulated banking institutions may be unwilling to make financial services available to growers and sellers of cannabis. Cannabis-related companies are subject to various laws and regulations that may differ at the state/local and federal level. Laws and regulations related to the possession, use (medical or recreational), sale, transport and cultivation of marijuana vary throughout the world, and the Fund will only invest in non-U.S. Cannabis Companies if such companies are operating legally in the relevant jurisdiction. These laws and regulations may (i) significantly affect a cannabis-related company's ability to secure financing, (ii) impact the market for marijuana industry sales and services, and (iii) set limitations on marijuana use, production, transportation, and storage. In addition, cannabis-related companies are subject to the risks associated with the greater agricultural industry, including changes to or trends that affect commodity prices, labor costs, weather conditions, and laws and regulations related to environmental protection, health and safety. Cannabis-related companies may also be subject to risks associated with the biotechnology and pharmaceutical industries. These risks include increased government regulation, the use and enforcement of intellectual property rights and patents, technological change and obsolescence, product liability lawsuits, and the risk that research and development may not necessarily lead to commercially successful products. As an ETF, the fund may trade at a premium or discount to NAV. Shares of any ETF are bought and sold at market price (not NAV) and are not individually redeemed from the Fund. Due to the costs of buying or selling Shares, including brokerage commissions imposed by brokers and bid/ask spreads, frequent trading of Shares may significantly reduce investment results and an investment in Shares may not be advisable for investors who anticipate regularly making small investments.

Roundhill Financial Inc. serves as the investment advisor. The Funds are distributed by Foreside Fund Services, LLC which is not affiliated with Roundhill Financial Inc., U.S. Bank, or any of their affiliates.