

**Roundhill Cannabis ETF (WEED)**  
(the “Fund”)

**June 27, 2024**

**Supplement to the Summary Prospectus, dated April 30, 2024, Prospectus, dated April 30, 2024, as revised June 14, 2024,  
and Statement of Additional Information, dated April 30, 2024**

Effective July 1, 2024, Roundhill Financial, Inc., the investment adviser to the Fund, has agreed to waive the Fund's unitary management fee and/or limit the Fund's current expenses such that the Fund's Total Annual Fund Operating Expenses will not exceed 0.00% until at least July 1, 2025. The agreement may only be terminated by, or with the consent of, the Fund’s Board of Trustees.

*Accordingly, effective July 1, 2024, the "Fees and Expenses of the Fund" and "Expense Example" sections in the Summary Prospectus and Prospectus are replaced in their entirety with the following:*

**Fees and Expenses of the Fund**

This table describes the fees and expenses that you may pay if you buy, hold, and sell shares of the Fund (“Shares”). **You may pay other fees, such as brokerage commissions and other fees to financial intermediaries, which are not reflected in the table and Example below.**

<b>Shareholder Fees (fees paid directly from your investment)</b>	<b>None</b>
<b>Annual Fund Operating Expenses</b> (expenses that you pay each year as a percentage of the value of your investment) <sup>(1)</sup>	
Management Fee	0.39%
Distribution and/or Service (12b-1) Fees	0.00%
Other Expenses	0.00%
Acquired Fund Fees and Expenses <sup>(2)</sup>	0.01%
<b>Total Annual Fund Operating Expenses</b>	<b>0.40%</b>
Expense Waivers/Reimbursements <sup>(3)</sup>	(0.40)%
<b>Total Annual Fund Operating Expenses (after expense waivers/reimbursements)</b>	<b>0.00%</b>

<sup>(1)</sup> The fees and expense in the fee table have been restated to reflect current fees (after the implementation of the waiver and/or reimbursement of expenses described in footnote 3 below) as if they had been in effect during the previous fiscal year.

<sup>(2)</sup> Acquired Fund Fees and Expenses (“AFFE”) are the indirect costs of investing in other investment companies. Total Annual Fund Operating Expenses do not correlate to the expense ratios in the Fund’s Financial Highlights because the Financial Highlights include only the direct operating expenses incurred by the Fund and exclude AFFE.

<sup>(3)</sup> Roundhill Financial Inc., the Fund’s investment adviser (the “Adviser”), has contractually agreed to waive and/or reimburse expenses in an amount equal to the Fund’s Total Annual Fund Operating Expenses until July 1, 2025. The waiver and/or reimbursement may not be terminated prior to July 1, 2025 except with the approval of the Listed Funds Trust Board of Trustees.

**Example**

This Example is intended to help you compare the cost of investing in the Fund with the cost of investing in other funds. The Example assumes that you invest \$10,000 in the Fund for the time periods indicated and then redeem all of your Shares at the end of those periods. The Example also assumes that your investment has a 5% return each year and that the Fund’s operating expenses (including one year of waived and/or reimbursed expenses in each period) remain the same. The Example does not take into account brokerage commissions that you may pay on your purchases and sales of Shares. Although your actual costs may be higher or lower, based on these assumptions your costs would be:

**1 Year \$0                      3 Years \$88                      5 Years \$184                      10 Years \$466**

**Please retain this Supplement with your Summary Prospectus, Prospectus,  
and Statement of Additional Information for future reference.**

**Roundhill Ball Metaverse ETF (METV)**  
a series of Listed Funds Trust

**Supplement dated June 14, 2024 to the currently effective Summary Prospectus and Statutory Prospectus, each dated April 30, 2024, as revised June 14, 2024 (together, the “Prospectuses”)**

---

Effective June 14, 2024 (the “Effective Date”), the index the performance of which the Roundhill Ball Metaverse ETF (the “Fund”) seeks to track, the Ball Metaverse Index (the “Index”), will implement a change to its index methodology to include as potentially eligible Index components equity securities of foreign and domestic exchange-traded funds that primarily hold bitcoin or ether (each, a “Cryptocurrency ETF”). Currently, the index provider expects the universe of such Cryptocurrency ETFs to consist of bitcoin and ether ETFs listed on a Canadian or U.S. national securities exchange. The Fund does not invest directly in bitcoin, ether, or any other cryptocurrency.

In addition, as of the Effective Date, special purpose acquisition companies (“SPACs”) are no longer eligible for inclusion in the Index.

Accordingly, the Fund’s discussion of its principal investment strategies and principal investment risks in its Prospectuses have been revised to add disclosure regarding the Fund’s potential investments in or exposure to bitcoin and/or ether Cryptocurrency ETFs. All disclosures related to SPACs have been deleted from such discussions in the Fund’s Prospectuses. **The Prospectuses include this and other important information and should be read carefully before investing in the Fund.**

**Please retain this supplement for future reference.**



# ROUNDHILL

---

## INVESTMENTS

### PROSPECTUS

---

#### **Roundhill Video Games ETF (NERD)**

Principal U.S. Listing Exchange: NASDAQ Stock Market, LLC

#### **Roundhill Sports Betting & iGaming ETF (BETZ)**

##### **Roundhill Ball Metaverse ETF (METV)**

Principal U.S. Listing Exchange: NYSE Arca, Inc.

#### **Roundhill Cannabis ETF (WEED)**

Principal U.S. Listing Exchange: Cboe BZX Exchange, Inc.

#### **Roundhill Magnificent Seven ETF (MAGS)**

(formerly Roundhill BIG Tech ETF (BIGT))

Principal U.S. Listing Exchange: NASDAQ Stock Market, LLC

#### **Roundhill S&P Global Luxury ETF (LUXX)**

##### **Roundhill Alerian LNG ETF (LNGG)**

Principal U.S. Listing Exchange: NYSE Arca, Inc.

**April 30, 2024, as revised June 14, 2024**

The U.S. Securities and Exchange Commission (the “SEC”) has not approved or disapproved of these securities or passed upon the accuracy or adequacy of this Prospectus. Any representation to the contrary is a criminal offense.

## TABLE OF CONTENTS

<b>ROUNDHILL VIDEO GAMES ETF – FUND SUMMARY .....</b>	<b>4</b>
INVESTMENT OBJECTIVE .....	4
FEES AND EXPENSES OF THE FUND .....	4
PORTFOLIO TURNOVER .....	4
PRINCIPAL INVESTMENT STRATEGIES .....	4
PRINCIPAL INVESTMENT RISKS .....	5
PERFORMANCE .....	8
PORTFOLIO MANAGEMENT .....	9
PURCHASE AND SALE OF SHARES .....	9
TAX INFORMATION .....	10
FINANCIAL INTERMEDIARY COMPENSATION .....	10
<b>ROUNDHILL SPORTS BETTING &amp; IGAMING ETF - FUND SUMMARY .....</b>	<b>11</b>
INVESTMENT OBJECTIVE .....	11
FEES AND EXPENSES OF THE FUND .....	11
PORTFOLIO TURNOVER .....	11
PRINCIPAL INVESTMENT STRATEGIES .....	11
PRINCIPAL INVESTMENT RISKS .....	12
PERFORMANCE .....	15
PORTFOLIO MANAGEMENT .....	16
PURCHASE AND SALE OF SHARES .....	16
TAX INFORMATION .....	16
FINANCIAL INTERMEDIARY COMPENSATION .....	16
<b>ROUNDHILL BALL METAVERSE ETF - FUND SUMMARY .....</b>	<b>17</b>
INVESTMENT OBJECTIVE .....	17
FEES AND EXPENSES OF THE FUND .....	17
PORTFOLIO TURNOVER .....	17
PRINCIPAL INVESTMENT STRATEGIES .....	17
PRINCIPAL INVESTMENT RISKS .....	19
PERFORMANCE .....	23
PORTFOLIO MANAGEMENT .....	24
PURCHASE AND SALE OF SHARES .....	24
TAX INFORMATION .....	25
FINANCIAL INTERMEDIARY COMPENSATION .....	25
<b>ROUNDHILL CANNABIS ETF - FUND SUMMARY .....</b>	<b>26</b>
INVESTMENT OBJECTIVE .....	26
FEES AND EXPENSES OF THE FUND .....	26
PORTFOLIO TURNOVER .....	26
PRINCIPAL INVESTMENT STRATEGIES .....	26
PRINCIPAL INVESTMENT RISKS .....	27
PERFORMANCE .....	32
PORTFOLIO MANAGEMENT .....	33
PURCHASE AND SALE OF SHARES .....	33
TAX INFORMATION .....	34
FINANCIAL INTERMEDIARY COMPENSATION .....	34
<b>ROUNDHILL MAGNIFICENT SEVEN ETF - FUND SUMMARY .....</b>	<b>35</b>
INVESTMENT OBJECTIVE .....	35
FEES AND EXPENSES OF THE FUND .....	35
PORTFOLIO TURNOVER .....	35
PRINCIPAL INVESTMENT STRATEGIES .....	35
PRINCIPAL INVESTMENT RISKS .....	36
PERFORMANCE .....	41
PORTFOLIO MANAGEMENT .....	41
PURCHASE AND SALE OF SHARES .....	42
TAX INFORMATION .....	42
FINANCIAL INTERMEDIARY COMPENSATION .....	42

<b>ROUNDHILL S&amp;P GLOBAL LUXURY ETF - FUND SUMMARY</b> .....	<b>43</b>
INVESTMENT OBJECTIVE.....	43
FEES AND EXPENSES OF THE FUND.....	43
PORTFOLIO TURNOVER.....	43
PRINCIPAL INVESTMENT STRATEGIES.....	43
PRINCIPAL INVESTMENT RISKS.....	44
PERFORMANCE.....	47
PORTFOLIO MANAGEMENT.....	47
PURCHASE AND SALE OF SHARES.....	47
TAX INFORMATION.....	47
FINANCIAL INTERMEDIARY COMPENSATION.....	47
<b>ROUNDHILL ALERIAN LNG ETF - FUND SUMMARY</b> .....	<b>48</b>
INVESTMENT OBJECTIVE.....	48
FEES AND EXPENSES OF THE FUND.....	48
PORTFOLIO TURNOVER.....	48
PRINCIPAL INVESTMENT STRATEGIES.....	48
PRINCIPAL INVESTMENT RISKS.....	49
PERFORMANCE.....	52
PORTFOLIO MANAGEMENT.....	52
PURCHASE AND SALE OF SHARES.....	52
TAX INFORMATION.....	52
FINANCIAL INTERMEDIARY COMPENSATION.....	53
<b>ADDITIONAL INFORMATION ABOUT THE INDEXES</b> .....	<b>54</b>
<b>ADDITIONAL INFORMATION ABOUT THE FUNDS</b> .....	<b>54</b>
INVESTMENT OBJECTIVES.....	54
PRINCIPAL INVESTMENT STRATEGIES.....	54
PRINCIPAL INVESTMENT RISKS.....	55
<b>PORTFOLIO HOLDINGS INFORMATION</b> .....	<b>72</b>
<b>MANAGEMENT</b> .....	<b>72</b>
INVESTMENT ADVISER.....	72
SUB-ADVISER.....	73
PORTFOLIO MANAGERS.....	74
OTHER SERVICE PROVIDERS.....	74
<b>HOW TO BUY AND SELL SHARES</b> .....	<b>75</b>
BOOK ENTRY.....	75
FREQUENT PURCHASES AND REDEMPTIONS OF SHARES.....	75
DETERMINATION OF NET ASSET VALUE.....	75
FAIR VALUE PRICING.....	75
INVESTMENTS BY REGISTERED INVESTMENT COMPANIES.....	76
DELIVERY OF SHAREHOLDER DOCUMENTS – HOUSEHOLDING.....	76
<b>DIVIDENDS, DISTRIBUTIONS, AND TAXES</b> .....	<b>76</b>
DIVIDENDS AND DISTRIBUTIONS.....	76
TAXES.....	76
TAXES ON DISTRIBUTIONS.....	76
TAXES WHEN SHARES ARE SOLD ON THE EXCHANGE.....	77
TAXES ON PURCHASES AND REDEMPTIONS OF CREATION UNITS.....	77
NET INVESTMENT INCOME TAX.....	78
FOREIGN INVESTMENTS BY A FUND.....	78
TAXATION OF REIT INVESTMENTS.....	78
TAXATION ON CRYPTOCURRENCY.....	78
<b>DISTRIBUTION PLAN</b> .....	<b>78</b>
<b>PREMIUM/DISCOUNT INFORMATION</b> .....	<b>79</b>
<b>ADDITIONAL NOTICES</b> .....	<b>79</b>
<b>FINANCIAL HIGHLIGHTS</b> .....	<b>80</b>

## ROUNDHILL VIDEO GAMES ETF - FUND SUMMARY

---

### Investment Objective

The Roundhill Video Games ETF (“Video Games ETF” or the “Fund”) seeks to track the total return performance, before fees and expenses, of the Nasdaq CTA Global Video Games Software Index<sup>TM</sup> (the “Index”).

### Fees and Expenses of the Fund

This table describes the fees and expenses that you may pay if you buy, hold, and sell shares of the Fund (“Shares”). **You may pay other fees, such as brokerage commissions and other fees to financial intermediaries, which are not reflected in the table and Example below.**

---

<b>Shareholder Fees</b> ( <i>fees paid directly from your investment</i> )	None
<b>Annual Fund Operating Expenses</b> ( <i>expenses that you pay each year as a percentage of the value of your investment</i> )	
Management Fee	0.50%
Distribution and/or Service (12b-1) Fees	0.00%
Other Expenses	0.00%
<b>Total Annual Fund Operating Expenses</b>	<b>0.50%</b>

---

### Example

This Example is intended to help you compare the cost of investing in the Fund with the cost of investing in other funds. The Example assumes that you invest \$10,000 in the Fund for the time periods indicated and then redeem all of your Shares at the end of those periods. The Example also assumes that your investment has a 5% return each year and that the Fund’s operating expenses remain the same. The Example does not take into account brokerage commissions that you may pay on your purchases and sales of Shares. Although your actual costs may be higher or lower, based on these assumptions your costs would be:

**1 Year:** \$51                      **3 Years:** \$160                      **5 Years:** \$280                      **10 Years:** \$628

### Portfolio Turnover

The Fund pays transaction costs, such as commissions, when it buys and sells securities (or “turns over” its portfolio). A higher portfolio turnover rate may indicate higher transaction costs and may result in higher taxes when Shares are held in a taxable account. These costs, which are not reflected in the Total Annual Fund Operating Expenses or in the Example, affect the Fund’s performance. For the fiscal year ended December 31, 2023, the Fund’s portfolio turnover rate was 17% of the average value of its portfolio.

### Principal Investment Strategies

The Fund seeks to track the total return performance, before fees and expenses, of the Index.

#### *Nasdaq CTA Global Video Games Software Index<sup>TM</sup>*

The Index, which was developed and is maintained by both Nasdaq and the Consumer Technology Association (the “CTA”), is a modified theme-adjusted free float market capitalization index designed to track the performance of the common stock (or corresponding depository receipts) of exchange-listed companies engaged in video game publishing and/or video game development (the “Video Games Industry”). The companies are selected for inclusion in the Index based on a classification scheme developed by the CTA. Specifically, the companies are selected for inclusion in the Index based on (1) their classification within the Developer/Publisher Sector developed by the CTA, which includes companies that design and execute the creation of video games (game developer companies) and companies that finance the development and distribution of video games (game publisher companies), and (2) the fact that they derive at least 50% of their revenue (at least 40% for companies already included in the Index) from such activities. Such companies also must not be classified by the CTA as a Social Casino Gaming company. The Index generally is expected to consist of more than 25 companies. The number of constituents may change depending on the number of companies available for investment that meet the Index criteria.

To be eligible for inclusion in the Index, a company must have a market capitalization of at least \$500 million (\$300 million at the time of reconstitution for companies already included in the Index) and a three-month average daily traded value of at least \$1 million (\$500,000 at the time of reconstitution for companies already included in the Index). In addition, at least 20% of a company’s total shares outstanding must be publicly available for trading. Companies domiciled in Russia or China currently are not eligible for inclusion in the Index. Once a company is determined to be eligible for inclusion in the Index, a theme-weighted free float market value is calculated for the company by multiplying the company’s market capitalization by its level of free float and the percentage of its revenue from the Video Games Industry. This value is then divided by the aggregate theme-adjusted free float market value for all Index components to arrive at the company’s initial weight in the Index. Each company’s initial weight may be further adjusted to

ensure that companies with a weight greater than 5% do not have an aggregate weight greater than 40% of the Index and that no company with a lesser theme-adjusted free float market value has an Index weight greater than a company with a greater theme-adjusted free float market value.

The Index is reconstituted semi-annually in March and September of each year, with “extraordinary additions” made monthly in all other months. Extraordinary additions will be made only for companies that meet the criteria described above, as well as five additional eligibility criteria, including that the company commenced trading on or after the most recent monthly addition and prior to the current monthly addition and has a market capitalization higher than 80% of the existing Index components as of the monthly addition date. The Index is rebalanced quarterly in March, June, September and December, and during any month when an extraordinary addition is made. Component changes resulting from reconstitutions or rebalances become effective at the market open on the trading day following the second Friday in each review month or any month when an extraordinary addition is made.

#### *The Fund’s Investment Strategy*

The Fund invests, under normal circumstances, at least 80% of its net assets (plus borrowings for investment purposes) in companies that are economically tied to the Video Games Industry. For purposes of the foregoing policy, a company is considered economically tied to the Video Games Industry if it earns a significant amount of its revenue from video games and is classified by the CTA as a company within the Developer/Publisher Sector.

The Fund will generally use a “replication” strategy to achieve its investment objective, meaning the Fund generally will invest in all of the component securities of the Index in approximately the same proportions as in the Index. However, the Fund may use a “representative sampling” strategy, meaning it may invest in a sample of the securities in the Index whose risk, return, and other characteristics closely resemble the risk, return, and other characteristics of the Index as a whole, when Exchange Traded Concepts, LLC (the “Sub-Adviser”), the Fund’s sub-adviser, believes it is in the best interests of the Fund (*e.g.*, when replicating the Index involves practical difficulties or substantial costs, an Index constituent becomes temporarily illiquid, unavailable, or less liquid, or as a result of legal restrictions or limitations that apply to the Fund but not to the Index).

The Fund generally may invest up to 20% of its total assets (exclusive of any collateral held from securities lending) in securities or other investments not included in the Index, but which the Sub-Adviser believes will help the Fund track the Index. For example, the Fund may invest in securities that are not components of the Index to reflect various corporate actions and other changes to the Index (such as reconstitutions, additions, and deletions).

To the extent the Index concentrates (*i.e.*, holds more than 25% of its total assets) in the securities of a particular industry or group of related industries, the Fund will concentrate its investments to approximately the same extent as the Index. As of March 31, 2024, the Index was concentrated in securities issued by companies in the Entertainment Industry, a separate industry within the Communication Services Sector. The industries in which the underlying Index components, and thus the Fund’s investments, may be concentrated may vary as the composition of the Index changes over time.

The Fund is classified as a “non-diversified” investment company under the Investment Company Act of 1940 (the “1940 Act”).

#### **Principal Investment Risks**

The principal risks of investing in the Fund are summarized below. The principal risks are presented in alphabetical order to facilitate finding particular risks and comparing them with the risks of other funds. Each risk summarized below is considered a “principal risk” of investing in the Fund, regardless of the order in which it appears. As with any investment, there is a risk that you could lose all or a portion of your investment in the Fund. Some or all of these risks may adversely affect the Fund’s net asset value (“NAV”), trading price, yield, total return and/or ability to meet its investment objective. The following risks could affect the value of your investment in the Fund:

- **Associated Risks of Video Game Companies.** Video game companies face intense competition, both domestically and internationally, may have limited product lines, markets, financial resources, or personnel, may have products that face rapid obsolescence, and are heavily dependent on the protection of patent and intellectual property rights. Such factors may adversely affect the profitability and value of video game companies. These companies also may be subject to increasing regulatory constraints, particularly with respect to cybersecurity and privacy. In addition to the costs of complying with such constraints, the unintended disclosure of confidential information, whether because of an error or a cybersecurity event, could adversely affect the reputation, profitability and value of these companies.
- **Concentration Risk.** Because the Fund’s assets will be concentrated in an industry or group of industries to the extent the Index concentrates in a particular industry or group of industries, the Fund is subject to loss due to adverse occurrences that may affect that industry or group of industries.
  - *Entertainment Industry Risk.* The Entertainment Industry is highly competitive and relies on consumer spending and the availability of disposable income for success. The prices of the securities of companies in the Entertainment Industry may fluctuate widely due to competitive pressures, heavy expenses incurred for research and development of products, problems related to bringing products to market, consumer preferences and rapid obsolescence of products. Legislative or regulatory

changes and increased government supervision also may affect companies in the Entertainment Industry. The Entertainment Industry is a separate industry within the Communication Services Sector.

- **Currency Exchange Rate Risk.** The Fund may invest in investments denominated in non-U.S. currencies or in securities that provide exposure to such currencies. Changes in currency exchange rates and the relative value of non-U.S. currencies will affect the value of the Fund's investment and the value of your Shares. Currency exchange rates can be very volatile and can change quickly and unpredictably. As a result, the value of an investment in the Fund may change quickly and without warning and you may lose money.
- **Cybersecurity Risk.** Cybersecurity incidents may allow an unauthorized party to gain access to Fund assets or proprietary information, or cause the Fund, the Adviser (defined below), the Sub-Adviser and/or other service providers (including custodians and financial intermediaries) to suffer data breaches or data corruption. Additionally, cybersecurity failures or breaches of the electronic systems of the Fund, the Adviser, the Sub-Adviser or the Fund's other service providers, market makers, Authorized Participants ("APs"), the Fund's primary listing exchange, or the issuers of securities in which the Fund invests have the ability to disrupt and negatively affect the Fund's business operations, including the ability to purchase and sell Shares, potentially resulting in financial losses to the Fund and its shareholders.
- **Depository Receipt Risk.** Depository receipts, including ADRs, involve risks similar to those associated with investments in foreign securities, such as changes in political or economic conditions of other countries and changes in the exchange rates of foreign currencies. Depository receipts listed on U.S. exchanges are issued by banks or trust companies, and entitle the holder to all dividends and capital gains that are paid out on the underlying foreign shares ("Underlying Shares"). When the Fund invests in depository receipts as a substitute for an investment directly in the Underlying Shares, the Fund is exposed to the risk that the depository receipts may not provide a return that corresponds precisely with that of the Underlying Shares. Because the Underlying Shares trade on foreign exchanges that may be closed when the Fund's primary listing exchange is open, the Fund may experience premiums and discounts greater than those of funds without exposure to such Underlying Shares.
- **Emerging and Developing Markets Risk.** The Fund may invest in companies organized in emerging and developing market nations. Investments in securities and instruments traded in developing or emerging markets, or that provide exposure to such securities or markets, can involve additional risks relating to political, economic, or regulatory conditions not associated with investments in U.S. securities and instruments or investments in more developed international markets. Such conditions may impact the ability of the Fund to buy, sell or otherwise transfer securities, adversely affect the trading market and price for Fund shares and cause the Fund to decline in value.
- **Equity Market Risk.** The equity securities held in the Fund's portfolio may experience sudden, unpredictable drops in value or long periods of decline in value. This may occur because of factors that affect securities markets generally or factors affecting specific issuers, industries, sectors or companies in which the Fund invests. Common stocks are generally exposed to greater risk than other types of securities, such as preferred stocks and debt obligations, because common stockholders generally have inferior rights to receive payment from issuers.
- **ETF Risks.** The Fund is an exchange-traded fund ("ETF") and, as a result of its structure, it is exposed to the following risks:
  - *Authorized Participants, Market Makers, and Liquidity Providers Concentration Risk.* The Fund has a limited number of financial institutions that may act as APs. In addition, there may be a limited number of market makers and/or liquidity providers in the marketplace. Shares may trade at a material discount to NAV and possibly face delisting if either: (i) APs exit the business or otherwise become unable to process creation and/or redemption orders and no other APs step forward to perform these services, or (ii) market makers and/or liquidity providers exit the business or significantly reduce their business activities and no other entities step forward to perform their functions.
  - *Costs of Buying or Selling Shares Risk.* Due to the costs of buying or selling Shares, including brokerage commissions imposed by brokers and bid/ask spreads, frequent trading of Shares may significantly reduce investment results and an investment in Shares may not be advisable for investors who anticipate regularly making small investments.
  - *Shares May Trade at Prices Other Than NAV Risk.* As with all ETFs, Shares may be bought and sold in the secondary market at market prices. Although it is expected that the market price of Shares will approximate the Fund's NAV, there may be times when the market price of Shares is more than the NAV intra-day (premium) or less than the NAV intra-day (discount) due to supply and demand of Shares or during periods of market volatility. This risk is heightened in times of market volatility, periods of steep market declines, and periods when there is limited trading activity for Shares in the secondary market, in which case such premiums or discounts may be significant. Because securities held by the Fund may trade on foreign exchanges that are closed when the Fund's primary listing exchange is open, the Fund is likely to experience premiums or discounts greater than those of ETFs that invest in and hold only securities and other investments that are listed and trade in the U.S.
  - *Trading Risk.* Although Shares are listed for trading on the NASDAQ Stock Market, LLC (the "Exchange") and may be traded on U.S. exchanges other than the Exchange, there can be no assurance that Shares will trade with any volume, or at all,



on any stock exchange. In stressed market conditions, the liquidity of Shares may begin to mirror the liquidity of the Fund's underlying portfolio holdings, which can be significantly less liquid than the Shares.

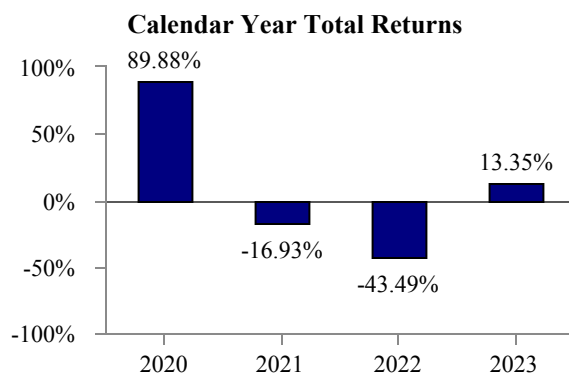
- **Foreign Securities Risk.** Investments in non-U.S. securities involve certain risks that may not be present with investments in U.S. securities. These include risks of adverse changes in foreign economic, political, regulatory and other conditions, or changes in currency exchange rates or exchange control regulations (including limitations on currency movements and exchanges). The securities of some foreign companies may be less liquid and, at times, more volatile than securities of comparable U.S. companies. There may be less information publicly available about a non-U.S. issuer than a U.S. issuer. Non-U.S. issuers may be subject to different accounting, auditing, financial reporting and investor protection standards than U.S. issuers. Investments in non-U.S. securities also may be subject to withholding or other taxes and may be subject to additional trading, settlement, custodial, and operational risks. With respect to certain countries, there is the possibility of government intervention and expropriation or nationalization of assets. Because legal systems differ, there also is the possibility that it will be difficult to obtain or enforce legal judgments in certain countries. Since foreign exchanges may be open on days when the Fund does not price its shares, the value of the securities in the Fund's portfolio may change on days when shareholders will not be able to purchase or sell the Fund's shares. Conversely, Shares may trade on days when foreign exchanges are closed. Each of these factors can make investments in the Fund more volatile and potentially less liquid than other types of investments.
- **Geographic Investment Risk.** To the extent the Fund invests a significant portion of its assets in the securities of companies of a single country or region, it is more likely to be impacted by events or conditions affecting that country or region.
  - *Risks Relating to Investing in Asia.* Although many Asian economies have experienced growth and development in recent years, there is no assurance that this growth will continue. Other Asian economies, however, have been and continue to be subject, to some extent, to over-extension of credit, currency devaluations and restrictions, high unemployment, high inflation, decreased exports and economic recessions. Economic events in any one country can have a significant economic effect on the entire Asian region as well as on major trading partners outside Asia. Many Asian countries are subject to political risk, including corruption and conflict with neighboring Asian and non-Asian countries. For instance, the historical tensions between North Korea and South Korea, each of which has substantial military capabilities, present the risk of war and any outbreak of hostility between the two countries could adversely affect Asia as a whole. In addition, in recent years, certain Asian nations have developed strained relations with the United States and, if these relations worsen, they could affect international trade. In addition, many Asian countries are prone to natural disasters such as earthquakes and tsunamis, and the Fund's investments in Asian issuers may be more likely to be affected by such events than its investments in other geographic regions. Any changes or trends in these economic, political and social factors could have a significant impact on Asian economies overall and may negatively affect the Fund's investments. Moreover, the Fund may be more volatile than a geographically diversified equity fund.
- **Illiquidity Risk.** Illiquidity risk exists when particular investments are difficult to purchase or sell, possibly preventing the Fund from selling these illiquid investments at an advantageous price or at the time desired. A lack of liquidity may also cause the value of investments to decline. Illiquid investments may also be difficult to value.
- **Index Provider Risk.** There is no assurance that the Index Provider, or any agents that act on its behalf, will compile the Index accurately, or that the Index will be determined, constructed, reconstituted, rebalanced, composed, calculated or disseminated accurately. The Adviser relies upon the Index Provider and its agents to compile, determine, construct, reconstitute, rebalance, compose, calculate, and disseminate the Index accurately. Any losses or costs associated with errors made by the Index Provider or its agents generally will be borne by the Fund and its shareholders.
- **Market Capitalization Risk.**
  - *Large-Capitalization Investing Risk.* The securities of large-capitalization companies may be relatively mature compared to smaller companies and, therefore, subject to slower growth during times of economic expansion. Large-capitalization companies also may be unable to respond quickly to new competitive challenges, such as changes in technology and consumer tastes.
  - *Mid-Capitalization Investing Risk.* The securities of mid-capitalization companies may be more vulnerable to adverse issuer, market, political, or economic developments than securities of large-capitalization companies. The securities of mid-capitalization companies generally trade in lower volumes and are subject to greater and more unpredictable price changes than large-capitalization stocks or the stock market as a whole.
  - *Small-Capitalization Investing Risk.* The securities of small-capitalization companies may be more vulnerable to adverse issuer, market, political, or economic developments than securities of large- or mid-capitalization companies. The securities of small-capitalization companies generally trade in lower volumes and are subject to greater and more unpredictable price changes than large- or mid-capitalization stocks or the stock market as a whole. There is typically less publicly available information concerning smaller-capitalization companies than for larger, more established companies.

- **Market Risk.** The trading prices of securities and other instruments fluctuate in response to a variety of factors. These factors include events impacting the entire market or specific market segments, such as political, market and economic developments, as well as events that impact specific issuers. The Fund's NAV and market price, like security and commodity prices generally, may fluctuate significantly in response to these and other factors. As a result, an investor could lose money over short or long periods of time. U.S. and international markets have experienced significant periods of volatility in recent years due to a number of these factors, including the impact of the COVID-19 pandemic and related public health issues, growth concerns in the U.S. and overseas, uncertainties regarding interest rates, trade tensions and the threat of tariffs imposed by the U.S. and other countries. In addition, local, regional or global events such as war, including Russia's invasion of Ukraine, acts of terrorism, public health issues, recessions, rising inflation, or other events could have a significant negative impact on the Fund and its investments. These developments as well as other events could result in further market volatility and negatively affect financial asset prices, the liquidity of certain securities and the normal operations of securities exchanges and other markets.
- **Non-Diversification Risk.** Because the Fund is "non-diversified," it may invest a greater percentage of its assets in the securities of a single issuer or a lesser number of issuers than if it was a diversified fund. As a result, a decline in the value of an investment in a single issuer or a lesser number of issuers could cause the Fund's overall value to decline to a greater degree than if the Fund held a more diversified portfolio. This may increase the Fund's volatility and have a greater impact on the Fund's performance.
- **Passive Investment Risk.** The Fund is not actively managed and its Sub-Adviser would not sell an investment designed to provide exposure to the Index or a constituent holding of the Index due to current or projected underperformance of a security industry or sector unless that security is removed from the Index or the selling of shares of that security is otherwise required upon a rebalancing of the Index as addressed in the Index methodology.
- **Sector Risk.** To the extent the Fund invests more heavily in particular sectors of the economy, its performance will be especially sensitive to developments that significantly affect those sectors. The Fund may invest a significant portion of its assets in the following sector and, therefore, the performance of the Fund could be negatively impacted by events affecting this sector.
  - *Communication Services Sector Risk.* The Fund's assets will have significant exposure to the Communication Services Sector, which means the Fund will be more affected by the performance of the Communication Services Sector than a fund that is more diversified. Market or economic factors impacting companies in the Communication Services Sector that rely heavily on technological advances could have a major effect on the value of the Fund's investments. The value of stocks of communication services companies and companies that rely heavily on technology is particularly vulnerable to research and development costs, substantial capital requirements, product and services obsolescence, government regulation, and domestic and international competition, including competition from foreign competitors with lower production costs. Stocks of communication services companies and companies that rely heavily on technology, especially those of smaller, less-seasoned companies, tend to be more volatile than the overall market. Additionally, companies in the Communication Services Sector may face dramatic and often unpredictable changes in growth rates and competition for the services of qualified personnel. While all companies may be susceptible to network security breaches, certain companies in the Communication Services Sector may be particular targets of hacking and potential theft of proprietary or consumer information or disruptions in service, which could have a material adverse effect on their businesses.
- **Tracking Error Risk.** As with all index funds, the performance of the Fund and its Index may differ from each other for a variety of reasons. For example, the Fund incurs operating expenses and portfolio transaction costs not incurred by the Index. In addition, the Fund may not be fully invested in the securities of the Index at all times or may hold securities not included in the Index.

## Performance

The performance information presented below provides some indication of the risks of investing in the Fund by showing the extent to which the Fund's performance can change from year to year and over time. The bar chart below shows the Fund's performance for calendar years ended December 31. The table illustrates how the Fund's average annual returns for the 1 year and since inception periods compare with those of the Solactive GBS Global Markets All Cap USD Index TR, which reflects a broad measure of market performance. The table also shows how the Fund's performance compares to the Roundhill Video Games Blended Index, which represents the underlying index tracked by the Fund since inception. The Fund's past performance, before and after taxes, does not necessarily indicate how it will perform in the future. The Fund's investment objective and principal investment strategies changed on September 26, 2022, to track the current Index. Prior to September 26, 2022, the Fund sought to track the total return performance, before fees and expenses, of the Roundhill BITKRAFT Esports Index. Therefore, the performance and average annual total returns shown for periods prior to September 26, 2022 may have differed had the Fund's current investment objective and principal

investment strategies been in effect during those periods. Updated performance information is available on the Fund’s website at [www.roundhillinvestments.com/etf/NERD](http://www.roundhillinvestments.com/etf/NERD).



The calendar year-to-date total return of the Fund as of March 31, 2024 was -1.20%. During the period of time shown in the bar chart, the highest quarterly return was 48.75% for the quarter ended June 30, 2020, and the lowest quarterly return was -23.79% for the quarter ended June 30, 2022.

**Average Annual Total Returns  
(for periods ended December 31, 2023)**

	<b>1 Year</b>	<b>Since Inception (6/3/2019)</b>
<b>Roundhill Video Games ETF</b>		
Return Before Taxes	13.35%	1.95%
Return After Taxes on Distributions	13.26%	1.87%
Return After Taxes on Distributions and Sale of Shares	8.30%	1.62%
<b>Solactive GBS Global Markets All Cap USD Index TR</b> (reflects no deduction for fees, expenses, or taxes)	22.14%	10.80%
<b>Roundhill Video Games Blended Index*</b> (reflects no deduction for fees, expenses, or taxes)	14.10%	2.57%

\* The Roundhill Video Games Blended Index represents the linked performance of two different performance benchmarks – for periods prior to September 26, 2022, the Roundhill BITKRAFT Esports Index, the Fund’s prior index, and for periods thereafter, the Nasdaq CTA Global Video Games Software Index™, the Fund’s current index.

After-tax returns are calculated using the historical highest individual federal marginal income tax rates during the period covered by the table above and do not reflect the impact of state and local taxes. Actual after-tax returns depend on an investor’s tax situation and may differ from those shown. After-tax returns shown are not relevant to investors who hold their Shares through tax-deferred arrangements such as an individual retirement account (“IRA”) or other tax-advantaged accounts. In certain cases, the figure representing “Return After Taxes on Distributions and Sale of Shares” may be higher than the other return figures for the same period. A higher after-tax return results when a capital loss occurs upon redemption and provides an assumed tax deduction that benefits the investor.

**Portfolio Management**

<b>Adviser</b>	Roundhill Financial Inc. (the “Adviser”)
<b>Sub-Adviser</b>	Exchange Traded Concepts, LLC
<b>Portfolio Managers</b>	Andrew Serowik, Todd Alberico, Gabriel Tan, and Brian Cooper are each portfolio managers for the Sub-Adviser. Mr. Serowik has been a portfolio manager of the Fund since its inception in June 2019, Mr. Alberico and Mr. Tan have been portfolio managers of the Fund since July 2021, and Mr. Cooper has been a portfolio manager for the Fund since November 2021.

**Purchase and Sale of Shares**

The Fund issues and redeems Shares at NAV only in large blocks known as “Creation Units,” which only APs (typically, broker-dealers) may purchase or redeem. The Fund generally issues and redeems Creation Units in exchange for a portfolio of securities and/or a designated amount of U.S. cash.

Shares are listed on the Exchange, and individual Shares may only be bought and sold in the secondary market through a broker or dealer at market prices, rather than NAV. Because Shares trade at market prices rather than NAV, Shares may trade at a price greater than NAV (premium) or less than NAV (discount).

An investor may incur costs attributable to the difference between the highest price a buyer is willing to pay to purchase Shares (the “bid” price) and the lowest price a seller is willing to accept for Shares (the “ask” price) when buying or selling Shares in the secondary market. The difference in the bid and ask prices is referred to as the “bid-ask spread.”

Recent information regarding the Fund’s NAV, market price, how often Shares traded on the Exchange at a premium or discount, and bid-ask spreads can be found on the Fund’s website at [www.roundhillinvestments.com/etf/NERD](http://www.roundhillinvestments.com/etf/NERD).

### **Tax Information**

The Fund’s distributions are generally taxable as ordinary income, qualified dividend income, or capital gains (or a combination), unless your investment is held in an IRA or other tax-advantaged account. Distributions on investments made through tax-deferred arrangements may be taxed later upon withdrawal of assets from those accounts. *See “Dividends, Distributions, and Taxes - Dividends and Distributions” for more information.*

### **Financial Intermediary Compensation**

If you purchase Shares through a broker-dealer or other financial intermediary (such as a bank) (an “Intermediary”), the Adviser or its affiliates may pay Intermediaries for certain activities related to the Fund, including participation in activities that are designed to make Intermediaries more knowledgeable about exchange-traded products, including the Fund, or for other activities, such as marketing, educational training or other initiatives related to the sale or promotion of Shares. These payments may create a conflict of interest by influencing the Intermediary and your salesperson to recommend the Fund over another investment. Any such arrangements do not result in increased Fund expenses. Ask your salesperson or visit the Intermediary’s website for more information.

## ROUNDHILL SPORTS BETTING & IGAMING ETF – FUND SUMMARY

### Investment Objective

The Roundhill Sports Betting & iGaming ETF (“Sports Betting ETF” or the “Fund”) seeks to track the total return performance, before fees and expenses, of the Morningstar® Sports Betting & iGaming Select Index (the “Index”).

### Fees and Expenses of the Fund

This table describes the fees and expenses that you may pay if you buy, hold, and sell shares of the Fund (“Shares”). **You may pay other fees, such as brokerage commissions and other fees to financial intermediaries, which are not reflected in the table and Example below.**

<b>Shareholder Fees</b> ( <i>fees paid directly from your investment</i> )	None
<b>Annual Fund Operating Expenses</b> ( <i>expenses that you pay each year as a percentage of the value of your investment</i> )	
Management Fee	0.75%
Distribution and/or Service (12b-1) Fees	0.00%
Other Expenses	0.00%
<b>Total Annual Fund Operating Expenses</b>	<b>0.75%</b>

### Example

This Example is intended to help you compare the cost of investing in the Fund with the cost of investing in other funds. The Example assumes that you invest \$10,000 in the Fund for the time periods indicated and then redeem all of your Shares at the end of those periods. The Example also assumes that your investment has a 5% return each year and that the Fund’s operating expenses remain the same. The Example does not take into account brokerage commissions that you may pay on your purchases and sales of Shares. Although your actual costs may be higher or lower, based on these assumptions your costs would be:

**1 Year:** \$77

**3 Years:** \$240

**5 Years:** \$417

**10 Years:** \$930

### Portfolio Turnover

The Fund pays transaction costs, such as commissions, when it buys and sells securities (or “turns over” its portfolio). A higher portfolio turnover rate may indicate higher transaction costs and may result in higher taxes when Shares are held in a taxable account. These costs, which are not reflected in the Total Annual Fund Operating Expenses or in the Example, affect the Fund’s performance. For the fiscal year ended December 31, 2023, the Fund’s portfolio turnover rate was 64% of the average value of its portfolio.

### Principal Investment Strategies

The Fund seeks to track the total return performance, before fees and expenses, of the Index.

#### *Morningstar® Sports Betting & iGaming Select Index*

The Index was developed by Morningstar, Inc. (the “Index Provider”) and is designed to provide pure exposure to sports and online betting themes. In order to achieve such exposure, the Index is comprised of common stock (or corresponding American Depositary Receipts (“ADRs”) or Global Depositary Receipts (“GDRs”)) of domestic and foreign sports and online betting (a/k/a iGaming) companies. The Index Provider defines sports betting and iGaming companies as follows (although the definitions may change over time):

- **Sports Betting Companies** – companies engaged, directly or indirectly, in analyzing sports events and wagering on the outcome, such as online bookmaking.
- **iGaming Companies** – companies engaged, directly or indirectly, in betting online in games of chance, such as poker, slots, blackjack, or the lottery.

The composition of the Index is based on the following rules:

Stocks included in the Index must (i) receive a score 1 or higher from the Index Provider on either a Sports Betting or iGaming theme, (ii) have a free-float market capitalization of at least \$100 million (USD), and (iii) have a minimum three-month average daily traded value of \$250,000 (USD). The Index Provider will assign a score of 1 or higher to a company that the Index Provider has determined (a) is a producer of related goods or services or a supplier of those producers, and (b) is highly likely to enjoy a material net profit increase from its exposure to such Sports Betting or iGaming theme over the next five years. The Index Provider estimates the percent revenue a company will derive from its exposure to each theme at a point in time five years forward, which translates to the following scores: 0 = less than 10% revenue; 1 = 10% - 25% of revenue for a producer or supplier; 2 = 25% - 50% of revenue for a producer or

supplier; 3 = greater than 50% of revenue for a supplier; 4 = greater than 50% revenue for a producer. Scores are reviewed by the Index Provider's steering committee for quality control and to ensure consistency.

Index components are weighted in proportion to both their combined theme score and their free-float market capitalization, subject to capping constraints. Companies with higher combined theme scores are allocated a greater weight in the Index. Index components are capped to ensure that no Index component has a weight greater than 10% and the sum of components with weights greater than or equal to 5% cannot exceed 40%.

The Index is reconstituted and rebalanced annually on the Monday following the third Friday in December. The number of stocks included in the Index may vary and is subject to the selection and eligibility criteria at the time of reconstitution. As of March 31, 2024, the Index had 32 components.

### *The Fund's Investment Strategy*

The Fund will generally invest all, or substantially all, of its assets in the component securities of the Index, but also may invest in investments that provide comparable exposure, including but not limited to depositary receipts representing Index components and investments in other exchange-traded funds ("ETFs"). Under normal circumstances, at least 80% of the Fund's net assets (plus borrowings for investment purposes) will be invested in securities issued by Sports Betting and iGaming Companies.

The Fund will generally use a "replication" strategy to achieve its investment objective, meaning the Fund generally will invest in all of the component securities of the Index in approximately the same proportions as in the Index. However, the Fund may use a "representative sampling" strategy, meaning it may invest in a sample of the securities in the Index whose risk, return, and other characteristics closely resemble the risk, return, and other characteristics of the Index as a whole, when Exchange Traded Concepts, LLC (the "Sub-Adviser"), the Fund's sub-adviser, believes it is in the best interests of the Fund (e.g., when replicating the Index involves practical difficulties or substantial costs, an Index component becomes temporarily illiquid, unavailable, or less liquid, or as a result of legal restrictions or limitations that apply to the Fund but not to the Index).

The Fund also may invest in securities or other investments not included in the Index, but which the Sub-Adviser believes will help the Fund track the Index. For example, the Fund may invest in securities that are not components of the Index to reflect various corporate actions and other changes to the Index (such as reconstitutions, additions, and deletions).

To the extent the Index concentrates (i.e., holds more than 25% of its total assets) in the securities of a particular industry or group of related industries, the Fund will concentrate its investments to approximately the same extent as the Index. As of March 31, 2024, the Index was concentrated in the Casinos and Gaming Sub-Industry, a separate industry within the Consumer Discretionary Sector.

The Fund is classified as a "non-diversified" investment company under the Investment Company Act of 1940 (the "1940 Act").

### **Principal Investment Risks**

The principal risks of investing in the Fund are summarized below. The principal risks are presented in alphabetical order to facilitate finding particular risks and comparing them with the risks of other funds. Each risk summarized below is considered a "principal risk" of investing in the Fund, regardless of the order in which it appears. As with any investment, there is a risk that you could lose all or a portion of your investment in the Fund. Some or all of these risks may adversely affect the Fund's net asset value ("NAV"), trading price, yield, total return and/or ability to meet its investment objective. The following risks could affect the value of your investment in the Fund:

- **Associated Risks of iGaming and Sports Betting Companies.** The iGaming and sports betting industry is characterized by an increasingly high degree of competition among a large number of participants including from participants performing illegal activities or unregulated companies. Expansion of iGaming and sports betting in other jurisdictions (both regulated and unregulated) could increase competition with traditional betting companies, which could have an adverse impact on their financial condition, operations and cash flows. In a broader sense, iGaming and sports betting companies face competition from all manner of leisure and entertainment activities, including shopping, athletic events, television and movies, concerts and travel. In addition, established jurisdictions could award additional licenses or permit the expansion or relocation of existing sports betting companies. These companies also may be subject to increasing regulatory constraints, particularly with respect to cybersecurity and privacy. In addition to the costs of complying with such constraints, the unintended disclosure of confidential information, whether because of an error or a cybersecurity event, could adversely affect the reputation, profitability and value of these companies.
- **Concentration Risk.** Because the Fund's assets will be concentrated in an industry or group of industries to the extent the Index concentrates in a particular industry or group of industries, the Fund is subject to loss due to adverse occurrences that may affect that industry or group of industries.
  - *Casinos & Gaming Industry.* The Casinos & Gaming Industry includes owners and operators of casinos and gaming facilities, and companies providing lottery and betting services. The Casinos & Gaming Industry is highly competitive and companies operating in the Casinos & Gaming Industry rely heavily on consumer spending and the availability of disposable income for

success. In addition, the Casinos & Gaming Industry may be negatively affected by changes in economic conditions, consumer tastes and discretionary income levels, technological developments, limited financial resources, competition from competing entertainment options, and competition for key personnel. Casinos are closely tied to the travel and tourism industry and are particularly sensitive to economic shutdowns and mitigation strategies, such as the COVID-19 pandemic. In addition, Casinos & Gaming Industry companies are highly regulated, and state and federal legislative or regulatory changes and licensing issues (as well as the laws of other countries) can significantly impact their ability to operate in certain jurisdictions. The Casinos & Gaming Industry is a sub-industry of the Hotels, Restaurants & Leisure Industry within the Consumer Discretionary Sector.

- **Currency Exchange Rate Risk.** The Fund may invest in investments denominated in non-U.S. currencies or in securities that provide exposure to such currencies. Changes in currency exchange rates and the relative value of non-U.S. currencies will affect the value of the Fund's investment and the value of your Shares. Currency exchange rates can be very volatile and can change quickly and unpredictably. As a result, the value of an investment in the Fund may change quickly and without warning and you may lose money.
- **Cybersecurity Risk.** Cybersecurity incidents may allow an unauthorized party to gain access to Fund assets or proprietary information, or cause the Fund, the Adviser, the Sub-Adviser and/or other service providers (including custodians and financial intermediaries) to suffer data breaches or data corruption. Additionally, cybersecurity failures or breaches of the electronic systems of the Fund, the Adviser, the Sub-Adviser or the Fund's other service providers, market makers, Authorized Participants ("APs") or the issuers of securities in which the Fund invests have the ability to cause disruptions and negatively impact the Fund's business operations, potentially resulting in financial losses to the Fund and its shareholders.
- **Depository Receipt Risk.** Depository receipts, including ADRs, involve risks similar to those associated with investments in foreign securities, such as changes in political or economic conditions of other countries and changes in the exchange rates of foreign currencies. Depository receipts listed on U.S. exchanges are issued by banks or trust companies, and entitle the holder to all dividends and capital gains that are paid out on the underlying foreign shares ("Underlying Shares"). When the Fund invests in depository receipts as a substitute for an investment directly in the Underlying Shares, the Fund is exposed to the risk that the depository receipts may not provide a return that corresponds precisely with that of the Underlying Shares.
- **Equity Market Risk.** The equity securities held in the Fund's portfolio may experience sudden, unpredictable drops in value or long periods of decline in value. This may occur because of factors that affect securities markets generally or factors affecting specific issuers, industries, sectors or companies in which the Fund invests. Common stocks are generally exposed to greater risk than other types of securities, such as preferred stocks and debt obligations, because common stockholders generally have inferior rights to receive payment from issuers.
- **ETF Risks.** The Fund is an ETF and, as a result of its structure, it is exposed to the following risks:
  - *Authorized Participants, Market Makers, and Liquidity Providers Concentration Risk.* The Fund has a limited number of financial institutions that may act as APs. In addition, there may be a limited number of market makers and/or liquidity providers in the marketplace. Shares may trade at a material discount to NAV and possibly face delisting if either: (i) APs exit the business or otherwise become unable to process creation and/or redemption orders and no other APs step forward to perform these services, or (ii) market makers and/or liquidity providers exit the business or significantly reduce their business activities and no other entities step forward to perform their functions.
  - *Costs of Buying or Selling Shares Risk.* Due to the costs of buying or selling Shares, including brokerage commissions imposed by brokers and bid/ask spreads, frequent trading of Shares may significantly reduce investment results and an investment in Shares may not be advisable for investors who anticipate regularly making small investments.
  - *Shares May Trade at Prices Other Than NAV Risk.* As with all ETFs, Shares may be bought and sold in the secondary market at market prices. Although it is expected that the market price of Shares will approximate the Fund's NAV, there may be times when the market price of Shares is more than the NAV intra-day (premium) or less than the NAV intra-day (discount) due to supply and demand of Shares or during periods of market volatility. This risk is heightened in times of market volatility, periods of steep market declines, and periods when there is limited trading activity for Shares in the secondary market, in which case such premiums or discounts may be significant. Because securities held by the Fund may trade on foreign exchanges that are closed when the Fund's primary listing exchange is open, the Fund is likely to experience premiums or discounts greater than those of ETFs that invest in and hold only securities and other investments that are listed and trade in the U.S.
  - *Trading Risk.* Although Shares are listed for trading on the NYSE Arca, Inc. (the "Exchange") and may be traded on U.S. exchanges other than the Exchange, there can be no assurance that Shares will trade with any volume, or at all, on any stock exchange. In stressed market conditions, the liquidity of Shares may begin to mirror the liquidity of the Fund's underlying portfolio holdings, which can be significantly less liquid than the Shares.

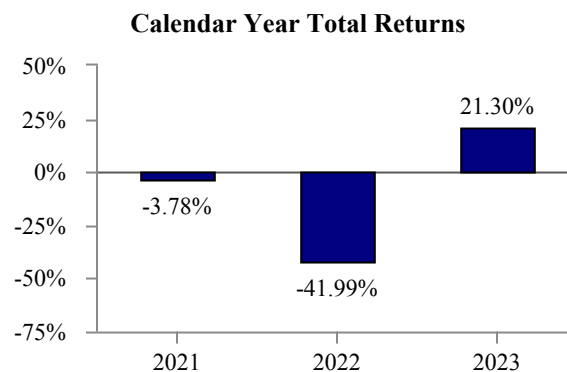
- **Foreign Securities Risk.** Investments in non-U.S. securities involve certain risks that may not be present with investments in U.S. securities. These include risks of adverse changes in foreign economic, political, regulatory and other conditions, or changes in currency exchange rates or exchange control regulations (including limitations on currency movements and exchanges). The securities of some foreign companies may be less liquid and, at times, more volatile than securities of comparable U.S. companies. There may be less information publicly available about a non-U.S. issuer than a U.S. issuer. Non-U.S. issuers may be subject to different accounting, auditing, financial reporting and investor protection standards than U.S. issuers. Investments in non-U.S. securities also may be subject to withholding or other taxes and may be subject to additional trading, settlement, custodial, and operational risks. With respect to certain countries, there is the possibility of government intervention and expropriation or nationalization of assets. Because legal systems differ, there also is the possibility that it will be difficult to obtain or enforce legal judgments in certain countries. Since foreign exchanges may be open on days when the Fund does not price its shares, the value of the securities in the Fund's portfolio may change on days when shareholders will not be able to purchase or sell the Fund's shares. Conversely, Shares may trade on days when foreign exchanges are closed. Each of these factors can make investments in the Fund more volatile and potentially less liquid than other types of investments.
- **Geographic Investment Risk.** To the extent the Fund invests a significant portion of its assets in the securities of companies of a single country or region, it is more likely to be impacted by events or conditions affecting that country or region.
- **Illiquidity Risk.** Illiquidity risk exists when particular investments are difficult to purchase or sell, possibly preventing the Fund from selling these illiquid investments at an advantageous price or at the time desired. A lack of liquidity may also cause the value of investments to decline. Illiquid investments may also be difficult to value.
- **Index Provider Risk.** There is no assurance that the Index Provider, or any agents that act on its behalf, will compile the Index accurately, or that the Index will be determined, constructed, reconstituted, rebalanced, composed, calculated or disseminated accurately. The Adviser relies upon the Index Provider and its agents to compile, determine, construct, reconstitute, rebalance, compose, calculate (or arrange for an agent to calculate), and disseminate the Index accurately. Any losses or costs associated with errors made by the Index Provider or its agents generally will be borne by the Fund and its shareholders.
- **Market Capitalization Risk.**
  - *Large-Capitalization Investing Risk.* The securities of large-capitalization companies may be relatively mature compared to smaller companies and, therefore, subject to slower growth during times of economic expansion. Large-capitalization companies also may be unable to respond quickly to new competitive challenges, such as changes in technology and consumer tastes.
  - *Mid-Capitalization Investing Risk.* The securities of mid-capitalization companies may be more vulnerable to adverse issuer, market, political, or economic developments than securities of large-capitalization companies. The securities of mid-capitalization companies generally trade in lower volumes and are subject to greater and more unpredictable price changes than large-capitalization stocks or the stock market as a whole.
  - *Small-Capitalization Investing Risk.* The securities of small-capitalization companies may be more vulnerable to adverse issuer, market, political, or economic developments than securities of large- or mid-capitalization companies. The securities of small-capitalization companies generally trade in lower volumes and are subject to greater and more unpredictable price changes than large- or mid-capitalization stocks or the stock market as a whole. There is typically less publicly available information concerning smaller-capitalization companies than for larger, more established companies.
- **Market Risk.** The trading prices of securities and other instruments fluctuate in response to a variety of factors. These factors include events impacting the entire market or specific market segments, such as political, market and economic developments, as well as events that impact specific issuers. The Fund's NAV and market price, like security and commodity prices generally, may fluctuate significantly in response to these and other factors. As a result, an investor could lose money over short or long periods of time. U.S. and international markets have experienced significant periods of volatility in recent years due to a number of these factors, including the impact of the COVID-19 pandemic and related public health issues, growth concerns in the U.S. and overseas, uncertainties regarding interest rates, trade tensions and the threat of tariffs imposed by the U.S. and other countries. In addition, local, regional or global events such as war, including Russia's invasion of Ukraine, acts of terrorism, public health issues, recessions, rising inflation, or other events could have a significant negative impact on the Fund and its investments. These developments as well as other events could result in further market volatility and negatively affect financial asset prices, the liquidity of certain securities and the normal operations of securities exchanges and other markets.
- **Non-Diversification Risk.** Because the Fund is "non-diversified," it may invest a greater percentage of its assets in the securities of a single issuer or a lesser number of issuers than if it was a diversified fund. As a result, the Fund may be more exposed to the risks associated with and developments affecting an individual issuer or a lesser number of issuers than a fund that invests more widely. This may increase the Fund's volatility and cause the performance of a relatively small number of issuers to have a greater impact on the Fund's performance.



- **Passive Investment Risk.** The Fund is not actively managed and its Sub-Adviser would not sell an investment designed to provide exposure to the Index or a constituent holding of the Index due to current or projected underperformance of a security industry or sector unless that security is removed from the Index or the selling of shares of that security is otherwise required upon a rebalancing of the Index as addressed in the Index methodology.
- **Sector Risk.** To the extent the Fund invests more heavily in particular sectors of the economy, its performance will be especially sensitive to developments that significantly affect those sectors. The Fund may invest a significant portion of its assets in the following sectors and, therefore, the performance of the Fund could be negatively impacted by events affecting each of these sectors.
  - *Consumer Discretionary Sector Risk.* Consumer discretionary companies are companies that provide non-essential goods and services, such as retailers, media companies and consumer services. These companies manufacture products and provide discretionary services directly to the consumer, and the success of these companies tied closely to the performance of the overall domestic and international economy, interest rates, competition and consumer confidence.
- **Tracking Error Risk.** As with all index funds, the performance of the Fund and its Index may differ from each other for a variety of reasons. For example, the Fund incurs operating expenses and portfolio transaction costs not incurred by the Index. In addition, the Fund may not be fully invested in the securities of the Index at all times or may hold securities not included in the Index.

## Performance

The performance information presented below provides some indication of the risks of investing in the Fund by showing the extent to which the Fund's performance can change from year to year and over time. The bar chart below shows the Fund's performance for calendar years ended December 31. The table illustrates how the Fund's average annual returns for the 1 year and since inception periods compare with those of the Index and the Solactive GBS Global Markets All Cap USD Index TR, which reflects a broad measure of market performance. The Fund's past performance, before and after taxes, does not necessarily indicate how it will perform in the future. The Fund's investment objective and principal investment strategies changed on October 2, 2023 to track the current Index. Prior to October 2, 2023, the Fund sought to track the total return performance, before fees and expenses, of the Roundhill Sports Betting & iGaming Index. Therefore, the performance and average annual total returns shown for periods prior to October 2, 2023 may have differed had the Fund's current investment objective and principal investment strategies been in effect during those periods. Updated performance information is available on the Fund's website at [www.roundhillinvestments.com/etf/BETZ](http://www.roundhillinvestments.com/etf/BETZ).



The calendar year-to-date total return of the Fund as of March 31, 2024 was 2.77%. During the period of time shown in the bar chart, the highest quarterly return was 18.79% for the quarter ended March 31, 2021, and the lowest quarterly return was -28.63% for the quarter ended June 30, 2022.

**Average Annual Total Returns  
(for periods ended December 31, 2023)**

	<b>1 Year</b>	<b>Since Inception (6/3/2020)</b>
<b>Roundhill Sports Betting &amp; iGaming ETF</b>		
Return Before Taxes	21.30%	3.72%
Return After Taxes on Distributions	21.30%	3.71%
Return After Taxes on Distributions and Sale of Shares	12.61%	2.89%
<b>Solactive GBS Global Markets All Cap USD Index TR</b> (reflects no deduction for fees, expenses, or taxes)	22.14%	11.32%
<b>Roundhill Sports Betting &amp; iGaming Blended Index*</b> (reflects no deduction for fees, expenses, or taxes)	22.22%	4.04%

\* Performance shown for periods prior to October 2, 2023 is that of the Roundhill Sports Betting & iGaming Index (the Fund’s previous index) and performance shown for the period thereafter is that of the Morningstar<sup>®</sup> Sports Betting & iGaming Select Index (the Fund’s current index).

After-tax returns are calculated using the historical highest individual federal marginal income tax rates during the period covered by the table above and do not reflect the impact of state and local taxes. Actual after-tax returns depend on an investor’s tax situation and may differ from those shown. After-tax returns shown are not relevant to investors who hold their Shares through tax-deferred arrangements such as an individual retirement account (“IRA”) or other tax-advantaged accounts. In certain cases, the figure representing “Return After Taxes on Distributions and Sale of Shares” may be higher than the other return figures for the same period. A higher after-tax return results when a capital loss occurs upon redemption and provides an assumed tax deduction that benefits the investor.

**Portfolio Management**

**Adviser** Roundhill Financial Inc.  
**Sub-Adviser** Exchange Traded Concepts, LLC  
**Portfolio Managers** Andrew Serowik, Todd Alberico, Gabriel Tan, and Brian Cooper are each portfolio managers for the Sub-Adviser. Mr. Serowik has been a portfolio manager of the Fund since its inception in June 2020, Mr. Alberico and Mr. Tan have been portfolio managers of the Fund since July 2021, and Mr. Cooper has been a portfolio manager for the Fund since November 2021.

**Purchase and Sale of Shares**

The Fund issues and redeems Shares at NAV only in large blocks known as “Creation Units,” which only APs (typically, broker-dealers) may purchase or redeem. The Fund generally issues and redeems Creation Units in exchange for a portfolio of securities and/or a designated amount of U.S. cash.

Shares are listed on the Exchange, and individual Shares may only be bought and sold in the secondary market through a broker or dealer at market prices, rather than NAV. Because Shares trade at market prices rather than NAV, Shares may trade at a price greater than NAV (premium) or less than NAV (discount).

An investor may incur costs attributable to the difference between the highest price a buyer is willing to pay to purchase Shares (the “bid” price) and the lowest price a seller is willing to accept for Shares (the “ask” price) when buying or selling Shares in the secondary market. The difference in the bid and ask prices is referred to as the “bid-ask spread.”

Recent information regarding the Fund’s NAV, market price, how often Shares traded on the Exchange at a premium or discount, and bid-ask spreads can be found on the Fund’s website at [www.roundhillinvestments.com/etf/BETZ](http://www.roundhillinvestments.com/etf/BETZ).

**Tax Information**

The Fund’s distributions are generally taxable as ordinary income, qualified dividend income, or capital gains (or a combination), unless your investment is held in an IRA or other tax-advantaged account. Distributions on investments made through tax-deferred arrangements may be taxed later upon withdrawal of assets from those accounts. *See “Dividends, Distributions, and Taxes - Dividends and Distributions” for more information.*

**Financial Intermediary Compensation**

If you purchase Shares through a broker-dealer or other financial intermediary (such as a bank) (an “Intermediary”), the Adviser or its affiliates may pay Intermediaries for certain activities related to the Fund, including participation in activities that are designed to make Intermediaries more knowledgeable about exchange-traded products, including the Fund, or for other activities, such as marketing, educational training or other initiatives related to the sale or promotion of Shares. These payments may create a conflict of interest by influencing the Intermediary and your salesperson to recommend the Fund over another investment. Any such arrangements do not result in increased Fund expenses. Ask your salesperson or visit the Intermediary’s website for more information.

## ROUNDHILL BALL METAVERSE ETF – FUND SUMMARY

### Investment Objective

The Roundhill Ball Metaverse ETF (“Ball Metaverse ETF” or the “Fund”) seeks to track the performance, before fees and expenses, of the Ball Metaverse Index (the “Index”).

### Fees and Expenses of the Fund

This table describes the fees and expenses that you may pay if you buy, hold, and sell shares of the Fund (“Shares”). **You may pay other fees, such as brokerage commissions and other fees to financial intermediaries, which are not reflected in the table and Example below.**

<b>Shareholder Fees</b> ( <i>fees paid directly from your investment</i> )	None
<b>Annual Fund Operating Expenses</b> ( <i>expenses that you pay each year as a percentage of the value of your investment</i> )	
Management Fee	0.59%
Distribution and/or Service (12b-1) Fees	0.00%
Other Expenses	0.00%
<b>Total Annual Fund Operating Expenses</b>	<b>0.59%</b>

### Example

This Example is intended to help you compare the cost of investing in the Fund with the cost of investing in other funds. The Example assumes that you invest \$10,000 in the Fund for the time periods indicated and then redeem all of your Shares at the end of those periods. The Example also assumes that your investment has a 5% return each year and that the Fund’s operating expenses remain the same. The Example does not take into account brokerage commissions that you may pay on your purchases and sales of Shares. Although your actual costs may be higher or lower, based on these assumptions your costs would be:

**1 Year:** \$60

**3 Years:** \$189

**5 Years:** \$329

**10 Years:** \$738

### Portfolio Turnover

The Fund pays transaction costs, such as commissions, when it buys and sells securities (or “turns over” its portfolio). A higher portfolio turnover rate may indicate higher transaction costs and may result in higher taxes when Shares are held in a taxable account. These costs, which are not reflected in the Total Annual Fund Operating Expenses or in the Example, affect the Fund’s performance. For the fiscal year ended December 31, 2023, the Fund’s portfolio turnover rate was 30% of the average value of its portfolio.

### Principal Investment Strategies

The Fund seeks to track the performance, before fees and expenses, of the Index. The Index seeks to track the performance of equity securities of foreign and domestic issuers that engage in activities or provide products, services, technologies, or technological capabilities to enable the Metaverse, and benefit from its generated revenues (“Metaverse Companies”). “Metaverse” is a term used to refer to a future iteration of the Internet. Users will primarily engage with the Metaverse through persistent, simultaneous, and shared three-dimensional virtual simulations and spaces. The Metaverse will also connect to physical spaces, two-dimensional Internet experiences (*e.g.*, standard apps, webpages), and finite simulations (*e.g.*, a game). The Metaverse will be supported by a wide range of technologies, tools, and standards that enable high volumes of concurrent users, a rich virtual-only economy of labor, goods, and services, and wide ranging interoperability of data, digital assets, and content. The Index was developed and is owned by Ball Metaverse Research Partners LLC (the “Index Provider”).

#### *Ball Metaverse Index*

To be eligible for inclusion in the Index, issuers generally must have a market capitalization or assets under management (“AUM”), as appropriate, of at least \$250 million USD (and thereafter maintain a market capitalization or AUM of \$200 million USD) and average daily trading volume (“ADV”) of at least \$2 million over a trailing 6-month period (or if unavailable, since the issuer’s listing date). Such issuers may include foreign and domestic exchange-traded funds that primarily hold cryptocurrencies (each, a “Cryptocurrency ETF”) to the extent consistent with U.S. federal securities laws and related guidance applicable to the Fund. Currently, the Index Provider expects the universe of such Cryptocurrency ETFs to consist of bitcoin and ether ETFs listed on a Canadian or U.S. national securities exchange. The Index Provider may determine, in its discretion, to retain a Cryptocurrency ETF in the Index should its AUM and/or ADV decline below the referenced thresholds. A committee comprised of representatives from Ball Metaverse Research Partners LLC and external subject matter experts (the “Index Committee”) analyzes issuers for their current and future potential to experience profits or earn revenue from their activities or provision of products, services, technologies, or technological capabilities to enable the Metaverse, and benefit from its generated revenues. The Metaverse Companies selected for inclusion in the Index are engaged in activities that fall into one or more of the categories described below. The categories, which may change over time as

technology and consumer behavior evolve, are determined by the Index Committee through its analyses of a variety of information, including information derived from corporate announcements and filings, patent filings, third-party industry assessments, third-party usage data and metrics, scientific and technology updates, executive presentations, and consumer interviews. Currently, the seven categories and their descriptions are as follows:

- **Hardware** – The sale and support of physical technologies and devices used to access, interact with or develop the Metaverse. This includes, but is not limited to, consumer-facing hardware, such as virtual reality headsets, mobile phones, and haptic gloves, as well as enterprise hardware such as those used to operate or create virtual or augmented reality-based environments, such as industrial cameras, projection and tracking systems, and scanning sensors. This category does not include compute-specific hardware, such as graphic processing unit chips and servers, or networking-specific hardware, such as fiber optic cabling or wireless chipsets.
- **Compute** – The enablement and supply of computing power to support the Metaverse, supporting such diverse and demanding functions as physics calculation, rendering, data reconciliation and synchronization, artificial intelligence, projection, motion capture and translation. This category may include blockchain-based technologies for the management of marketplaces and networks for decentralized computing capacity.
- **Networking** – The provision of persistent, real-time connections, high bandwidth, and decentralized data transmission by backbone providers (*i.e.*, companies that provide access to high-speed data transmission networks), the networks, exchange centers, and services that route amongst them, as well as those managing “last mile” (*i.e.*, the function of connecting telecommunication services directly to end-users, both businesses and residential customers, usually in a dense area) data to consumers.
- **Virtual Platforms** – The development and operation of immersive digital and often three-dimensional simulations, environments and worlds wherein users and businesses can explore, create, socialize and participate in a wide variety of experiences (*e.g.*, race a car, paint a painting, attend a class, listen to music), and engage in economic activity. These businesses are differentiated from traditional online experiences and multiplayer video games by the existence of a large ecosystem of developers and content creators which generate the majority of content on and/or collect the majority of revenues built on top of the underlying platform.
- **Interchange Standards** – The tools, protocols, formats, services, and engines which serve as actual or de facto standards for interoperability, and enable the creation, operation and ongoing improvements to the Metaverse. These standards support activities such as rendering, physics and artificial intelligence, as well as asset formats and their import/export from experience to experience, forward compatibility management and updating, tooling and authoring activities, and information management.
- **Payments** – The support of digital payment processes, platforms, and operations, which includes cryptocurrencies, the companies that are fiat on-ramps to those cryptocurrencies, companies that provide or service the infrastructure and technologies to “mint” cryptocurrencies, and companies that provide the financial services necessary to trade and manage cryptocurrencies, as well as issuers of financial products that provide a means of obtaining exposure to cryptocurrencies.
- **Content, Assets and Identity Services** – The design/creation, sale, re-sale, storage, secure protection and financial management of digital assets, such as virtual goods, as connected to user data and identity. This contains all business and services “built on top of” and/or which “service” the Metaverse, but which are not vertically integrated into a virtual platform by the platform owner, including content which is built specifically for the Metaverse. This category may include blockchain-based technologies for the decentralized creation and trading of digital assets.

Once identified and allocated to one or more categories, Metaverse Companies are further ranked within the categories as follows:

- **“Pure-Play” Companies** – Issuers whose primary business models and/or growth prospects are directly linked to the Metaverse. For these issuers, continued growth in the Metaverse is expected to be critical to their economic success going forward.
- **“Core” Companies** – Issuers with substantial operations and/or growth prospects linked to the Metaverse. These issuers have other business units driving their economics, and thus are less affected by the growth of Metaverse than “pure-play” companies. In time, growth in the industry and/or investments in their Metaverse-specific units may lead these issuers to become “pure-play” companies if their Metaverse operations become a primary driver of economic performance. In most cases, the Metaverse-specific offerings of these issuers are core components of the Metaverse.
- **“Non-Core” Companies** – Issuers with operations and/or growth prospects linked to the Metaverse. These issuers derive the majority of their revenue from business lines not directly related to the Metaverse. In time, growth in the industry and/or investments in their Metaverse-specific units may lead these issuers to become “core” companies if their Metaverse operations become a relevant driver of economic performance. It is unlikely, based on current information, that the Metaverse-specific offerings of “non-core” companies would become the primary driver of such economic performance going forward.

Metaverse Companies are weighted on a tiered basis whereby “pure-play” companies receive two and a half times the initial weighting of “core” companies and five times the initial weighting of “non-core” companies, while “core” companies receive two times the initial weighting of “non-core” companies. These initial weights are calculated based on the number of issuers in each category in the Index upon rebalancing to ensure the aggregate combined weight of each category equals 100%.

A category may have any number of “pure-play,” “core” or “non-core” companies, or none. In the event no issuers are identified for a particular category, the weight for that category will be allocated across the other categories on a pro rata basis. The weight of any category is capped at 25% of the total Index weight upon rebalance.

The weight of any issuer in the Index is capped at 8%. Any issuer weight in excess of 8% will be pro-rated across the remaining Index components, subject to the 25% category cap. Depending on the number of issuers that qualify as Metaverse Companies, the number of Index components, and therefore the anticipated number of Fund holdings, may range from 25 to 100.

#### *The Fund's Investment Strategy*

Under normal circumstances, at least 80% of the Fund's net assets (plus any borrowings for investment purposes) will be invested in Metaverse Companies, which may include investments in American Depository Receipts (“ADRs”). Like the Index, the Fund may have indirect exposure to cryptocurrencies, such as bitcoin and ether, through investments in one or more Cryptocurrency ETFs, as well as through publicly traded securities of companies engaged in cryptocurrency-related businesses and activities. The Fund will not invest directly in cryptocurrencies.

The Fund will generally use a “replication” strategy to achieve its investment objective, meaning it generally will invest in all of the component securities of the Index in approximately the same proportions as in the Index. However, the Fund may use a “representative sampling” strategy, meaning it may invest in a sample of the securities in the Index whose risk, return and other characteristics closely resemble the risk, return and other characteristics of the Index as a whole, when Exchange Traded Concepts, LLC (the “Sub-Adviser”), the Fund's sub-adviser, believes it is in the best interests of the Fund (e.g., when replicating the Index involves practical difficulties or substantial costs, an Index constituent becomes temporarily illiquid, unavailable, or less liquid, or as a result of legal restrictions or limitations that apply to the Fund but not to the Index).

The Fund also may invest in securities or other investments not included in the Index, but which the Sub-Adviser believes will help the Fund track the Index. For example, the Fund may invest in securities that are not components of the Index to reflect various corporate actions and other changes to the Index (such as reconstitutions, additions, and deletions).

To the extent the Index concentrates (i.e., holds more than 25% of its total assets) in the securities of a particular industry or group of related industries, the Fund will concentrate its investments to approximately the same extent as the Index. As of March 31, 2024, the Index was concentrated in the Internet Services & Infrastructure, Semiconductors, and Software industries within the Information Technology Sector.

The Fund is classified as a “non-diversified” investment company under the Investment Company Act of 1940 (the “1940 Act”).

#### **Principal Investment Risks**

The principal risks of investing in the Fund are summarized below. The principal risks are presented in alphabetical order to facilitate finding particular risks and comparing them with the risks of other funds. Each risk summarized below is considered a “principal risk” of investing in the Fund, regardless of the order in which it appears. As with any investment, there is a risk that you could lose all or a portion of your investment in the Fund. Some or all of these risks may adversely affect the Fund's net asset value (“NAV”), trading price, yield, total return and/or ability to meet its investment objective. The following risks could affect the value of your investment in the Fund:

- **Concentration Risk.** Because the Fund's assets will be concentrated in an industry or group of industries to the extent the Index concentrates in a particular industry or group of industries, the Fund is subject to loss due to adverse occurrences that may affect that industry or group of industries.
  - *Internet Services & Infrastructure Industry Risk.* Many Internet-related companies have incurred large losses since their inception and may continue to incur large losses in the hope of capturing market share and generating future revenues. Accordingly, many such companies expect to incur significant operating losses for the foreseeable future, and may never be profitable. The markets in which many Internet companies compete face rapidly evolving industry standards, frequent new service and product announcements, introductions, and enhancements, and changing customer demands. The failure of an Internet company to adapt to such changes could have a material adverse effect on the company's business. Additionally, the widespread adoption of new Internet, networking, telecommunications technologies, or other technological changes could require substantial expenditures by an Internet company to modify or adapt its services or infrastructure, which could have a material adverse effect on an Internet company's business.
  - *Semiconductors Industry Risk.* Competitive pressures may have a significant effect on the financial condition of semiconductor companies and, as product cycles shorten and manufacturing capacity increases, these companies may become

increasingly subject to aggressive pricing, which hampers profitability. Reduced demand for end-user products, underutilization of manufacturing capacity, and other factors could adversely impact the operating results of companies in the Semiconductors Industry. Semiconductor companies typically face high capital costs and may be heavily dependent on intellectual property rights. The Semiconductors Industry is highly cyclical, which may cause the operating results of many semiconductor companies to vary significantly. The stock prices of companies in the Semiconductors Industry have been and likely will continue to be extremely volatile.

- **Software Industry Risk.** The Software Industry can be significantly affected by intense competition, aggressive pricing, technological innovations, and product obsolescence. Companies in the Software Industry are subject to significant competitive pressures, such as aggressive pricing, new market entrants, competition for market share, short product cycles due to an accelerated rate of technological developments and the potential for limited earnings and/or falling profit margins. These companies also face the risks that new services, equipment or technologies will not be accepted by consumers and businesses or will become rapidly obsolete. These factors can affect the profitability of these companies and, as a result, the value of their securities. Also, patent protection is integral to the success of many companies in this industry, and profitability can be affected materially by, among other things, the cost of obtaining (or failing to obtain) patent approvals, the cost of litigating patent infringement and the loss of patent protection for products (which significantly increases pricing pressures and can materially reduce profitability with respect to such products). In addition, many software companies have limited operating histories. Prices of these companies' securities historically have been more volatile than other securities, especially over the short term.
- **Cryptocurrency Risk.** While the Fund will not invest directly in cryptocurrencies, the value of certain of the Fund's investments in Cryptocurrency ETFs that invest in cryptocurrencies, such as bitcoin and ether, and in publicly traded securities of companies engaged in cryptocurrency-related businesses and activities are subject to fluctuations in the value of the bitcoin and ether, which may be highly volatile. Cryptocurrencies (also referred to as "virtual currencies" and "digital currencies") are digital assets designed to act as a medium of exchange. The value of cryptocurrencies is determined by supply and demand in the global cryptocurrency markets, which consist primarily of transactions of the respective cryptocurrencies on electronic exchanges or trading venues. Cryptocurrencies are relatively new, and their value is influenced by a wide variety of factors that are uncertain and difficult to evaluate, such as the infancy of their development, regulatory changes, a crisis of confidence, their dependence on technologies such as cryptographic protocols, their dependence on the role played by miners and developers and the potential for malicious activity (e.g., theft). Cryptocurrency generally operates without central authority (such as a bank) and is not backed by any government. Cryptocurrency is not legal tender. Currently, there is relatively limited use of cryptocurrency in the retail and commercial marketplaces, which contributes to price volatility. Federal, state and/or foreign governments may restrict the use and exchange of cryptocurrency, and regulation in the U.S. is still developing. The market price of cryptocurrencies, such as bitcoin and ether, has been subject to extreme fluctuations. If cryptocurrency markets continue to be subject to sharp fluctuations, investors may experience losses. Similar to fiat currencies (i.e., a currency that is backed by a central bank or a national, supra-national or quasi-national organization), cryptocurrencies are susceptible to theft, loss, and destruction. Cryptocurrency exchanges and other trading venues on which cryptocurrencies trade are relatively new and, in most cases, largely unregulated and may therefore be more exposed to market manipulation, fraud and failure than established, regulated exchanges for securities, derivatives and other currencies. Investors in cryptocurrency may have little or no recourse should such theft, fraud or manipulation occur and could suffer significant losses. Additionally, holders of cryptocurrency may not be able to access their wallets due to the loss, theft, compromise or destruction of the private keys associated with the public addresses that hold the cryptocurrency. The Fund's indirect investment in cryptocurrency subjects it to volatility experienced by the cryptocurrency exchanges and other cryptocurrency trading venues, which may adversely affect the value of the Fund. Cryptocurrency exchanges may stop operating or permanently shut down due to fraud, technical glitches, hackers or malware, which may also affect the price of cryptocurrencies and thus the Fund's investments in cryptocurrency-related instruments or in publicly traded securities of companies engaged in cryptocurrency-related businesses and activities.

The value of both bitcoin and ether may be adversely impacted if their respective networks do not develop at the pace of demand; if network participants ("miners" when referring to bitcoin or "validators" when referring to ether) acquire a significant share that would allow them to have unintended capabilities; and if "forks," as discussed later in this prospectus, form.

- **Cryptocurrency ETF Risk.** The Fund may invest in or have exposure to one or more Cryptocurrency ETFs that primarily hold bitcoin or ether to the extent consistent with U.S. federal securities laws and related guidance applicable to the Fund. Cryptocurrency ETFs are relatively new investment products, with domestic bitcoin ETFs having commenced trading in January 2024. As a result, the Cryptocurrency ETFs in which the Fund may invest may have limited financial and operating histories. To the extent the Fund invests directly in shares of a Cryptocurrency ETF, the Fund will hold shares representing a fractional undivided beneficial interest in the net assets of the Cryptocurrency ETF and bear its ratable share of the Cryptocurrency ETF's expenses. As a result, Fund shareholders will indirectly pay the fees of any Cryptocurrency ETF to which the Fund has investment exposure in addition to the Fund's total annual fund operating expenses. The Fund's investment exposure to Cryptocurrency ETFs subjects the Fund to many of the same risks as an investment in bitcoin or ether, including those described elsewhere in this Prospectus. The value of interests in Cryptocurrency ETFs and their reference cryptocurrency is subject to a number of factors,

including the capabilities and development of blockchain technologies, cryptocurrencies' dependence on the internet, other technologies, and the role played by key service providers, users, developers and other facilitators (e.g., miners) and the potential for malicious activity at various stages in the cryptocurrency investment cycle. The Fund expects to purchase shares of any Cryptocurrency ETF in the secondary market at its market price, which may be highly volatile and may not closely correspond to either the NAV per share of the Cryptocurrency ETF or the price of the reference cryptocurrency (i.e., bitcoin or ether). Shares of Cryptocurrency ETFs may trade at premiums (i.e., the market price of the shares is more than the NAV) or discounts (i.e., the market price of the shares is less than the NAV), which may be significant. The risk that share prices differ from a Cryptocurrency ETF's NAV and/or the price of the Cryptocurrency ETF's reference cryptocurrency is likely to increase during times of market volatility or stressed market conditions. Under such conditions, the market for shares of Cryptocurrency ETFs may become less liquid making it difficult for the Fund to either increase or decrease its investment exposure to Cryptocurrency ETFs. Extreme volatility affecting cryptocurrencies may persist for extended periods and the value of the Fund's investment in a Cryptocurrency ETF may decline significantly without recovery. The shares of Cryptocurrency ETFs in which the Fund may invest or to which the Fund may have investment exposure are generally not registered under the 1940 Act, and therefore, do not afford the Fund the investor protections typical of investments in U.S. registered funds.

- **Currency Exchange Rate Risk.** The Fund may invest in investments denominated in non-U.S. currencies or in securities that provide exposure to such currencies. Changes in currency exchange rates and the relative value of non-U.S. currencies will affect the value of the Fund's investment and the value of your Shares. Currency exchange rates can be very volatile and can change quickly and unpredictably. As a result, the value of an investment in the Fund may change quickly and without warning and you may lose money.
- **Cybersecurity Risk.** Cybersecurity incidents may allow an unauthorized party to gain access to Fund assets or proprietary information, or cause the Fund, the Adviser, the Sub-Adviser and/or other service providers (including custodians and financial intermediaries) to suffer data breaches or data corruption. Additionally, cybersecurity failures or breaches of the electronic systems of the Fund, the Adviser, the Sub-Adviser or the Fund's other service providers, market makers, Authorized Participants ("APs"), the Fund's primary listing exchange, or the issuers of securities in which the Fund invests have the ability to disrupt and negatively affect the Fund's business operations, including the ability to purchase and sell Shares, potentially resulting in financial losses to the Fund and its shareholders.
- **Depository Receipt Risk.** Depository receipts, including ADRs, involve risks similar to those associated with investments in foreign securities, such as changes in political or economic conditions of other countries and changes in the exchange rates of foreign currencies. Depository receipts listed on U.S. exchanges are issued by banks or trust companies, and entitle the holder to all dividends and capital gains that are paid out on the underlying foreign shares ("Underlying Shares"). When the Fund invests in depository receipts as a substitute for an investment directly in the Underlying Shares, the Fund is exposed to the risk that the depository receipts may not provide a return that corresponds precisely with that of the Underlying Shares. Because the Underlying Shares trade on foreign exchanges that may be closed when the Fund's primary listing exchange is open, the Fund may experience premiums and discounts greater than those of funds without exposure to such Underlying Shares.
- **Equity Market Risk.** The equity securities held in the Fund's portfolio may experience sudden, unpredictable drops in value or long periods of decline in value. This may occur because of factors that affect securities markets generally or factors affecting specific issuers, industries, sectors or companies in which the Fund invests. Common stocks are generally exposed to greater risk than other types of securities, such as preferred stocks and debt obligations, because common stockholders generally have inferior rights to receive payment from issuers.
- **ETF Risks.** The Fund is an ETF and, as a result of its structure, it is exposed to the following risks:
  - *Authorized Participants, Market Makers, and Liquidity Providers Concentration Risk.* The Fund has a limited number of financial institutions that may act as APs. In addition, there may be a limited number of market makers and/or liquidity providers in the marketplace. Shares may trade at a material discount to NAV and possibly face delisting if either: (i) APs exit the business or otherwise become unable to process creation and/or redemption orders and no other APs step forward to perform these services, or (ii) market makers and/or liquidity providers exit the business or significantly reduce their business activities and no other entities step forward to perform their functions.
  - *Costs of Buying or Selling Shares Risk.* Due to the costs of buying or selling Shares, including brokerage commissions imposed by brokers and bid/ask spreads, frequent trading of Shares may significantly reduce investment results and an investment in Shares may not be advisable for investors who anticipate regularly making small investments.
  - *Shares May Trade at Prices Other Than NAV Risk.* As with all ETFs, Shares may be bought and sold in the secondary market at market prices. Although it is expected that the market price of Shares will approximate the Fund's NAV, there may be times when the market price of Shares is more than the NAV intra-day (premium) or less than the NAV intra-day (discount) due to supply and demand of Shares or during periods of market volatility. This risk is heightened in times of market volatility, periods of steep market declines, and periods when there is limited trading activity for Shares in the secondary market, in which case such premiums or discounts may be significant. Because securities held by the Fund may trade on

foreign exchanges that are closed when the Fund's primary listing exchange is open, the Fund is likely to experience premiums or discounts greater than those of ETFs that invest in and hold only securities and other investments that are listed and trade in the U.S.

- *Trading Risk.* Although Shares are listed for trading on the NYSE Arca, Inc. (the "Exchange") and may be traded on U.S. exchanges other than the Exchange, there can be no assurance that Shares will trade with any volume, or at all, on any stock exchange. In stressed market conditions, the liquidity of Shares may begin to mirror the liquidity of the Fund's underlying portfolio holdings, which can be significantly less liquid than the Shares.
- **Foreign Securities Risk.** Investments in non-U.S. securities involve certain risks that may not be present with investments in U.S. securities. These include risks of adverse changes in foreign economic, political, regulatory and other conditions, or changes in currency exchange rates or exchange control regulations (including limitations on currency movements and exchanges). The securities of some foreign companies may be less liquid and, at times, more volatile than securities of comparable U.S. companies. There may be less information publicly available about a non-U.S. issuer than a U.S. issuer. Non-U.S. issuers may be subject to different accounting, auditing, financial reporting and investor protection standards than U.S. issuers. Investments in non-U.S. securities also may be subject to withholding or other taxes and may be subject to additional trading, settlement, custodial, and operational risks. With respect to certain countries, there is the possibility of government intervention and expropriation or nationalization of assets. Because legal systems differ, there also is the possibility that it will be difficult to obtain or enforce legal judgments in certain countries. Since foreign exchanges may be open on days when the Fund does not price its shares, the value of the securities in the Fund's portfolio may change on days when shareholders will not be able to purchase or sell the Fund's shares. Conversely, Shares may trade on days when foreign exchanges are closed. Each of these factors can make investments in the Fund more volatile and potentially less liquid than other types of investments.
- **Index Provider Risk.** There is no assurance that the Index Provider, or any agents that act on its behalf, will compile the Index accurately, or that the Index will be determined, constructed, reconstituted, rebalanced, composed, calculated or disseminated accurately. The Adviser relies upon the Index Provider and its agents to compile, determine, construct, reconstitute, rebalance, compose, calculate, and disseminate the Index accurately. Any losses or costs associated with errors made by the Index Provider or its agents generally will be borne by the Fund and its shareholders.
- **Issuer Risk.** Because the Fund may invest in a limited number of issuers, it is subject to the risk that the value of the Fund's portfolio may decline due to a decline in value of the equity securities of particular issuers. The value of an issuer's equity securities may decline for reasons directly related to the issuer, such as management performance and reduced demand for the issuer's goods or services.
- **Market Capitalization Risk.**
  - *Large-Capitalization Investing Risk.* The securities of large-capitalization companies may be relatively mature compared to smaller companies and, therefore, subject to slower growth during times of economic expansion. Large-capitalization companies also may be unable to respond quickly to new competitive challenges, such as changes in technology and consumer tastes.
  - *Mid-Capitalization Investing Risk.* The securities of mid-capitalization companies may be more vulnerable to adverse issuer, market, political, or economic developments than securities of large-capitalization companies. The securities of mid-capitalization companies generally trade in lower volumes and are subject to greater and more unpredictable price changes than large-capitalization stocks or the stock market as a whole.
  - *Small-Capitalization Investing Risk.* The securities of small-capitalization companies may be more vulnerable to adverse issuer, market, political, or economic developments than securities of large- or mid-capitalization companies. The securities of small-capitalization companies generally trade in lower volumes and are subject to greater and more unpredictable price changes than large- or mid-capitalization stocks or the stock market as a whole. There is typically less publicly available information concerning smaller-capitalization companies than for larger, more established companies.
- **Market Risk.** The trading prices of securities and other instruments fluctuate in response to a variety of factors. These factors include events impacting the entire market or specific market segments, such as political, market and economic developments, as well as events that impact specific issuers. The Fund's NAV and market price, like security and commodity prices generally, may fluctuate significantly in response to these and other factors. As a result, an investor could lose money over short or long periods of time. U.S. and international markets have experienced significant periods of volatility in recent years due to a number of these factors, including the impact of the COVID-19 pandemic and related public health issues, growth concerns in the U.S. and overseas, uncertainties regarding interest rates, trade tensions and the threat of tariffs imposed by the U.S. and other countries. In addition, local, regional or global events such as war, including Russia's invasion of Ukraine, acts of terrorism, public health issues, recessions, rising inflation, or other events could have a significant negative impact on the Fund and its investments. These developments as well as other events could result in further market volatility and negatively affect financial asset prices, the liquidity of certain securities and the normal operations of securities exchanges and other markets.

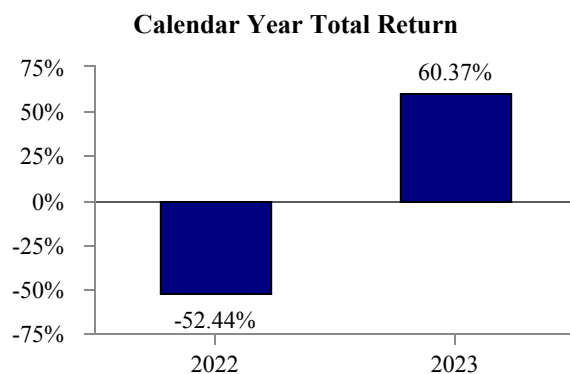


- **Models and Data Risk.** The composition of the Index is heavily dependent on the use of proprietary quantitative models as well as information and data supplied by third parties (“Models and Data”). When Models and Data prove to be incorrect or incomplete, any decisions made in reliance thereon may lead to the inclusion or exclusion of securities from the Index universe that would have been excluded or included had the Models and Data been correct and complete. If the composition of the Index reflects such errors, the Fund’s portfolio can be expected to also reflect the errors.
- **Non-Diversification Risk.** Because the Fund is “non-diversified,” it may invest a greater percentage of its assets in the securities of a single issuer or a lesser number of issuers than if it was a diversified fund. As a result, the Fund may be more exposed to the risks associated with and developments affecting an individual issuer or a lesser number of issuers than a fund that invests more widely. This may increase the Fund’s volatility and cause the performance of a relatively small number of issuers to have a greater impact on the Fund’s performance.
- **Passive Investment Risk.** The Fund is not actively managed and its Sub-Adviser would not sell an investment designed to provide exposure to the Index or a constituent holding of the Index due to current or projected underperformance of a security industry or sector unless that security is removed from the Index or the selling of shares of that security is otherwise required upon a rebalancing of the Index as addressed in the Index methodology.
- **Sector Risk.** To the extent the Fund invests more heavily in particular sectors of the economy, its performance will be especially sensitive to developments that significantly affect those sectors. The Fund may invest a significant portion of its assets in the following sector and, therefore, the performance of the Fund could be negatively impacted by events affecting this sector.
  - *Information Technology Sector Risk.* The Information Technology sector includes companies engaged in internet software and services, technology hardware and storage peripherals, electronic equipment instruments and components, and semiconductors and semiconductor equipment. Information technology companies face intense competition, both domestically and internationally, which may have an adverse effect on profit margins. Information technology companies may have limited product lines, markets, financial resources or personnel. The products of information technology companies may face rapid product obsolescence due to technological developments and frequent new product introduction, unpredictable changes in growth rates and competition for the services of qualified personnel. Failure to introduce new products, develop and maintain a loyal customer base, or achieve general market acceptance for their products could have a material adverse effect on a company’s business. Companies in the Information Technology Sector are heavily dependent on intellectual property and the loss of patent, copyright and trademark protections may adversely affect the profitability of these companies.
- **Tax Risk.** The Fund may invest in certain non-U.S. entities that own cryptocurrency. Direct and indirect Investments in cryptocurrencies introduce complexities beyond typical equity investments and may subject the Fund to certain tax risks. In particular, the Fund’s exposure to cryptocurrencies is expected to be obtained primarily through its investment in non-U.S. ETFs treated as “passive foreign investment companies” (“PFICs”) under the Internal Revenue Code of 1986, as amended (the “Code”), thereby subjecting the Fund to special tax rules applicable to PFIC holdings. If the Fund holds an equity investment in an entity treated as a PFIC, such as investments in certain non-U.S. ETFs that own cryptocurrency, the Fund may be subject to U.S. federal income tax on a portion of any “excess distribution” or gain from the disposition of shares in the PFIC even if such income is distributed as a taxable dividend by the Fund to its shareholders. Additional charges in the nature of interest may be imposed on the Fund in respect of deferred taxes arising from such distributions or gains unless the Fund makes certain elections.
- **Tracking Error Risk.** As with all index funds, the performance of the Fund and its Index may differ from each other for a variety of reasons. For example, the Fund incurs operating expenses and portfolio transaction costs not incurred by the Index. In addition, the Fund may not be fully invested in the securities of the Index at all times or may hold securities not included in the Index.

## Performance

The performance information presented below provides some indication of the risks of investing in the Fund by showing the extent to which the Fund’s performance can change from year to year and over time. The bar chart below shows the Fund’s performance for the calendar year ended December 31. The table illustrates how the Fund’s average annual returns for the 1 year and since inception periods compare with those of the Index and the Solactive GBS Global Markets All Cap USD Index TR, which reflects a broad measure of market performance. The Fund’s past performance, before and after taxes, does not necessarily indicate how it will

perform in the future. Updated performance information is available on the Fund’s website at [www.roundhillinvestments.com/etf/METV](http://www.roundhillinvestments.com/etf/METV).



The calendar year-to-date total return of the Fund as of March 31, 2024 was 7.89%. During the period of time shown in the bar chart, the highest quarterly return was 30.38% for the quarter ended March 31, 2023, and the lowest quarterly return was -32.88% for the quarter ended June 30, 2022.

**Average Annual Total Returns  
(for periods ended December 31, 2023)**

	<b>1 Year</b>	<b>Since Inception (6/29/21)</b>
<b>Roundhill Ball Metaverse ETF</b>		
Return Before Taxes	60.37%	-10.02%
Return After Taxes on Distributions	60.31%	-10.04%
Return After Taxes on Distributions and Sale of Shares	35.79%	-7.48%
<b>Solactive GBS Global Markets All Cap USD Index TR</b> (reflects no deduction for fees, expenses, or taxes)	22.14%	1.65%
<b>Ball Metaverse Index</b> (reflects no deduction for fees, expenses, or taxes)	61.46%	-9.49%

After-tax returns are calculated using the historical highest individual federal marginal income tax rates during the period covered by the table above and do not reflect the impact of state and local taxes. Actual after-tax returns depend on an investor’s tax situation and may differ from those shown. After-tax returns shown are not relevant to investors who hold their Shares through tax-deferred arrangements such as an individual retirement account (“IRA”) or other tax-advantaged accounts. In certain cases, the figure representing “Return After Taxes on Distributions and Sale of Shares” may be higher than the other return figures for the same period. A higher after-tax return results when a capital loss occurs upon redemption and provides an assumed tax deduction that benefits the investor.

**Portfolio Management**

**Adviser** Roundhill Financial Inc.  
**Sub-Adviser** Exchange Traded Concepts, LLC  
**Portfolio Managers** Andrew Serowik, Todd Albreccio, and Gabriel Tan, each a portfolio manager for the Sub-Adviser, have been portfolio managers of the Fund since its inception in June 2021. Brian Cooper, also a portfolio manager for the Sub-Adviser, has been a portfolio manager of the Fund since November 2021.

**Purchase and Sale of Shares**

The Fund issues and redeems Shares at NAV only in large blocks known as “Creation Units,” which only APs (typically, broker-dealers) may purchase or redeem. The Fund generally issues and redeems Creation Units in exchange for a portfolio of securities and/or a designated amount of U.S. cash.

Shares are listed on the Exchange, and individual Shares may only be bought and sold in the secondary market through a broker or dealer at market prices, rather than NAV. Because Shares trade at market prices rather than NAV, Shares may trade at a price greater than NAV (premium) or less than NAV (discount).

An investor may incur costs attributable to the difference between the highest price a buyer is willing to pay to purchase Shares (the “bid” price) and the lowest price a seller is willing to accept for Shares (the “ask” price) when buying or selling Shares in the secondary market. The difference in the bid and ask prices is referred to as the “bid-ask spread.”

Recent information regarding the Fund's NAV, market price, how often Shares traded on the Exchange at a premium or discount, and bid-ask spreads can be found on the Fund's website at [www.roundhillinvestments.com](http://www.roundhillinvestments.com).

### **Tax Information**

The Fund's distributions are generally taxable as ordinary income, qualified dividend income, or capital gains (or a combination), unless your investment is held in an IRA or other tax-advantaged account. Distributions on investments made through tax-deferred arrangements may be taxed later upon withdrawal of assets from those accounts. *See "Dividends, Distributions, and Taxes - Dividends and Distributions" for more information.*

### **Financial Intermediary Compensation**

If you purchase Shares through a broker-dealer or other financial intermediary (such as a bank) (an "Intermediary"), the Adviser or its affiliates may pay Intermediaries for certain activities related to the Fund, including participation in activities that are designed to make Intermediaries more knowledgeable about exchange-traded products, including the Fund, or for other activities, such as marketing, educational training or other initiatives related to the sale or promotion of Shares. These payments may create a conflict of interest by influencing the Intermediary and your salesperson to recommend the Fund over another investment. Any such arrangements do not result in increased Fund expenses. Ask your salesperson or visit the Intermediary's website for more information.

## ROUNDHILL CANNABIS ETF – FUND SUMMARY

### Investment Objective

The Roundhill Cannabis ETF (“Cannabis ETF” or the “Fund”) seeks capital growth.

### Fees and Expenses of the Fund

This table describes the fees and expenses that you may pay if you buy, hold, and sell shares of the Fund (“Shares”). **You may pay other fees, such as brokerage commissions and other fees to financial intermediaries, which are not reflected in the table and Example below.**

<b>Shareholder Fees</b> ( <i>fees paid directly from your investment</i> )	None
<b>Annual Fund Operating Expenses</b> ( <i>expenses that you pay each year as a percentage of the value of your investment</i> )	
Management Fee <sup>(1)</sup>	0.39%
Distribution and/or Service (12b-1) Fees	0.00%
Other Expenses	0.00%
Acquired Fund Fees and Expenses <sup>(2)</sup>	0.01%
<b>Total Annual Fund Operating Expenses</b>	<b>0.40%</b>

<sup>(1)</sup> Restated to reflect current fees. Effective May 1, 2023, the Board approved a reduction in the unified management fee from 0.75% to 0.39% to be paid by the Fund to the Adviser.

<sup>(2)</sup> Acquired Fund Fees and Expenses (“AFFE”) are the indirect costs of investing in other investment companies. Total Annual Fund Operating Expenses do not correlate to the expense ratios in the Fund’s Financial Highlights because the Financial Highlights include only the direct operating expenses incurred by the Fund and exclude AFFE.

### Example

This Example is intended to help you compare the cost of investing in the Fund with the cost of investing in other funds. The Example assumes that you invest \$10,000 in the Fund for the time periods indicated and then redeem all of your Shares at the end of those periods. The Example also assumes that your investment has a 5% return each year and that the Fund’s operating expenses remain the same. The Example does not take into account brokerage commissions that you may pay on your purchases and sales of Shares. Although your actual costs may be higher or lower, based on these assumptions your costs would be:

**1 Year:** \$41      **3 Years:** \$128      **5 Years:** \$224      **10 Years:** \$505

### Portfolio Turnover

The Fund pays transaction costs, such as commissions, when it buys and sells securities (or “turns over” its portfolio). A higher portfolio turnover rate may indicate higher transaction costs and may result in higher taxes when Shares are held in a taxable account. These costs, which are not reflected in the Total Annual Fund Operating Expenses or in the Example, affect the Fund’s performance. For the fiscal year ended December 31, 2023, the Fund’s portfolio turnover rate was 0% of the average value of its portfolio.

### Principal Investment Strategy

The Fund is an actively managed exchange-traded fund (“ETF”) that seeks to achieve its investment objective by investing primarily in exchange-listed equity securities and total return swaps intended to provide exposure to the cannabis and hemp ecosystem. The cannabis and hemp ecosystem encompasses businesses involved in the production, distribution and marketing of cannabis and hemp and products derived therefrom. Under normal circumstances, at least 80% of the Fund’s net assets (plus any borrowings for investment purposes) will be invested in equity securities, including common stock and depositary receipts, of companies and real estate investment trusts (“REITs”) that derive at least 50% of their net revenue from, or invest a majority of their assets in, the cannabis and hemp ecosystem (“Cannabis Companies”) and in derivatives that have economic characteristics similar to such securities.

The cannabis and hemp ecosystem spans a wide variety of sectors and industries including the agriculture, biotechnology, pharmaceuticals, real estate, retail, and finance sectors and industries. Cannabis Companies may be categorized within any of these sectors and industries and engage in the cannabis and hemp ecosystem in several ways, including the following:

- Production and/or distribution of cannabis-related and/or hemp-related products, including those for medical (including research and development) and therapeutic uses;
- Business to business providers for the cannabis and hemp ecosystem, including technology, agricultural technology, real estate, financing, and commercial services companies; and/or

- Business to consumer providers for the cannabis industry, including technology and media, consumption devices/mechanisms, and retailing companies.

Generally, the terms “marijuana” and “cannabis” are used interchangeably and refer to products derived from the cannabis plant, including cannabinoids. Cannabinoids are the chemical compounds secreted by cannabis plants. Cannabinoids can also be synthetically produced chemical compounds and used in lawful research and development of prescription drugs or other products utilizing cannabinoids as an active ingredient. Hemp refers to the industrial/commercial use of the cannabis stalk and seed for textiles, foods, papers, body care products, detergents, plastics and building materials. The Fund will not invest directly in or hold ownership in any companies that engage in cannabis-related business unless such business is permitted by national and local laws of the relevant jurisdiction, including U.S. federal and state laws.

Roundhill Financial Inc. (the “Adviser”), the investment adviser to the Fund, uses qualitative factors, such as publicly available company filings, publicly available research, and press releases, to identify a universe of Cannabis Companies by determining a company’s thematic relevance to the cannabis and hemp ecosystem. Based on its analysis, each Cannabis Company selected for the Fund will be assigned a weight that generally will be on a modified market capitalization basis, to seek to create a portfolio that reflects companies that contribute to the cannabis and hemp ecosystem through a variety of cannabis-related products and services.

The Fund may invest in securities issued by small, medium and large capitalization companies operating in emerging, frontier, and developed market countries. The Fund may purchase equity securities that trade on U.S. or non-U.S. securities exchanges and American Depositary Receipts (“ADRs”) or Global Depositary Receipts (“GDRs”). The Fund may invest in both equity and mortgage REITs. Further, the Fund may utilize derivative instruments that are available or traded on the over-the-counter (“OTC”) market or listed and traded on an exchange to obtain exposure to Cannabis Companies. The Fund anticipates investing primarily in total return swaps to obtain such exposure. A total return swap is a contract in which one party agrees to make periodic payments to another party based on the change in market value of the assets underlying the contract, which may include a specified security, basket of securities, or securities indices during the specified period, in return for periodic payments based on a fixed or variable interest rate or the total return from other underlying assets.

The Fund expects to concentrate at least 25% of its investments in the Pharmaceuticals, Biotechnology & Life Sciences Industry Group as defined by the Global Industry Classification (GICS®) or other similar categorization scheme. This level of exposure may change over time and in response to changes in the cannabis and hemp ecosystem.

The Fund is classified as a “non-diversified” investment company under the Investment Company Act of 1940 (the “1940 Act”).

### Principal Investment Risks

The principal risks of investing in the Fund are summarized below. As with any investment, there is a risk that you could lose all or a portion of your investment in the Fund. Some or all of these risks may adversely affect the Fund’s net asset value (“NAV”), trading price, yield, total return and/or ability to meet its investment objective. The following risks could affect the value of your investment in the Fund:

- **United States Regulatory Risks of the Cannabis Industry.** The possession and use of marijuana, even for medical purposes, is illegal under federal and certain states’ laws, which may negatively impact the value of the Fund’s investments. Use of marijuana is regulated by both the federal government and state governments, and state and federal laws regarding marijuana often conflict. Even in those states in which the use of marijuana has been legalized, its possession and use remains a violation of federal law. Federal law criminalizing the use of marijuana pre-empts state laws that legalize its use for medicinal and recreational purposes. Actions by federal agencies, such as increased enforcement of current federal marijuana laws and the prosecution of nonviolent federal drug crimes by the U.S. Department of Justice (“DOJ”), could produce a chilling effect on the industry’s growth and discourage banks from expanding their services to Cannabis Companies where such services are currently limited. Any of these outcomes would negatively affect the profitability and value of the Fund’s investments and even its ability to pursue its stated investment objective. The conflict between the regulation of marijuana under federal and state law creates volatility and risk for all Cannabis Companies.

Because marijuana is a Schedule I controlled substance under the Controlled Substances Act (“CSA”), meaning that it has a high potential for abuse, has no currently “accepted medical use” in the United States, lacks accepted safety for use under medical supervision, and may not be prescribed, marketed or sold in the United States, few drug products containing cannabis or cannabis extracts have been approved for use by the Food and Drug Administration (“FDA”) or obtained registrations for commercial production from the U.S. Drug Enforcement Agency (“DEA”), and there is no guarantee that such products will ever be legally produced or sold in the U.S. Cannabis Companies in the U.S. that engage in research, manufacturing, distributing, importing or exporting, or dispensing controlled substances must be registered (licensed) to perform these activities and have the security, control, recordkeeping, reporting and inventory mechanisms required by the DEA to prevent drug loss and diversion. Failure to obtain the necessary registrations or comply with necessary regulatory requirements may significantly impair the ability of certain companies in which the Fund invests to pursue medical marijuana research or to otherwise cultivate, possess or distribute marijuana. In addition, because cannabis is a Schedule I controlled substance, Section 280E of the Internal Revenue Code of 1986

(“Internal Revenue Code”) applies by its terms to the purchase and sale of medical-use cannabis products and provides that no deduction or credit is allowed for expenses incurred during a taxable year “in carrying on any trade or business if such trade or business (or the activities which comprise such trade or business) consists of trafficking in controlled substances (within the meaning of Schedules I and II of the CSA) which is prohibited by federal law or the law of any state in which such trade or business is conducted.” The disallowance of such tax deductions will likely affect the value of Cannabis Companies.

- **Non-U.S. Regulatory Risks of the Cannabis Industry.** Laws and regulations related to the possession, use (medical and recreational), sale, transport and cultivation of marijuana vary throughout the world, and the Fund will only invest in non-U.S. Cannabis Companies if such companies are operating legally in the relevant jurisdiction. Even if a company's operations are permitted under current law, they may not be permitted in the future, in which case such company may not be in a position to carry on its operations in its current locations. Additionally, controlled substance legislation differs between countries and legislation in certain countries may restrict or limit the ability of certain companies in which the Fund invests to sell their products.
- **Operational Risks of the Cannabis Industry.** Companies involved in the cannabis industry face intense competition, may have limited access to the services of banks, may have substantial burdens on company resources due to litigation, complaints or enforcement actions, and are heavily dependent on receiving necessary permits and authorizations to engage in medical cannabis research or to otherwise cultivate, possess or distribute cannabis. Because the cultivation, possession, and distribution of cannabis is in all circumstances illegal under United States federal law, federally regulated banking institutions may be unwilling to make financial services available to growers and sellers of cannabis.
- **United States Regulatory Risks of Hemp.** “Hemp,” as defined in the Agriculture Improvement Act of 2018 (the “Farm Bill”), refers to cannabis plants with a tetrahydrocannabinol (“THC”) concentration of not more than 0.3% on a dry weight basis, as well as derivatives thereof, whereas “marijuana” refers to all other cannabis plants and derivatives thereof. The Farm Bill effectively removes hemp from the list of controlled substances and allows states to regulate its production, commerce and research with approval from the United States Department of Agriculture (“USDA”). Certain portfolio holdings may sell dietary supplements and/or foods containing CBD within the United States. While the Farm Bill removes hemp and hemp-derived products from the controlled substances list under the CSA, it does not legalize CBD in every circumstance. CBD, depending on the source from which it was derived, can still be classified as a Schedule I substance under the CSA’s definition of “marihuana.” The exception for CBD from the definition of “marihuana” only applies if the CBD is derived from “hemp.” U.S. federal law also requires that: (i) the hemp is produced by a licensed producer; and (ii) in a manner consistent with the applicable federal and state regulations. CBD and other cannabinoids produced from marijuana as defined by the CSA remain an illegal Schedule I substance under federal law. In addition, many state laws include all CBD within definitions of marijuana and some states have policies or laws that otherwise prohibit or restrict CBD sales.

The Farm Bill delegates to the FDA responsibility for regulating products containing hemp or derivatives thereof (including CBD) under the Federal Food, Drug, and Cosmetic Act (the “FD&C”). Under the FD&C, if a substance (such as CBD) is an active ingredient in a drug product that has been approved by the FDA, then the substance cannot be sold in dietary supplements or foods without FDA approval, unless the substance was marketed as a dietary supplement or as a conventional food before the drug was approved or before the new drug investigations were authorized. The FDA has publicly taken the position that CBD cannot be sold in dietary supplements or foods because CBD is an active ingredient in an FDA-approved drug. Future federal and/or state laws or regulations could drastically curtail permissible uses of hemp, which could have an adverse effect of the value of the Fund’s investments in companies with business interests in hemp and hemp-based products.

The remaining principal risks are presented in alphabetical order. Each risk summarized below is considered a “principal risk” of investing in the Fund, regardless of the order in which it appears.

- **Cash Transaction Risk.** The Fund expects to effect certain of its creations and redemptions for cash, rather than in-kind securities. The Fund may be required to sell or unwind portfolio investments to obtain the cash needed to distribute redemption proceeds. This may cause the Fund to recognize a capital gain that it might not have recognized if it had made a redemption in kind. As a result, the Fund may pay out higher annual capital gain distributions than if the in-kind redemption process was used. The use of cash creations and redemptions may also cause the Fund’s shares to trade in the market at wider bid-ask spreads or greater premiums or discounts to the Fund’s NAV. Further, effecting purchases and redemptions primarily in cash may cause the Fund to incur certain costs, such as portfolio transaction costs. These costs can decrease the Fund’s NAV if not offset by an authorized participant transaction fee.
- **Concentration Risk.** The Fund expects to have concentrated (*i.e.*, invest more than 25% of its net assets) investment exposure in the Pharmaceuticals, Biotechnology & Life Sciences Industry Group. As a result, the Fund is more vulnerable to adverse market, economic, regulatory, political or other developments affecting those industries, or groups of related industries, than a fund that invests its assets in a more diversified manner.
  - *Pharmaceuticals, Biotechnology & Life Sciences Industry Group Risk.* Companies in the Pharmaceuticals, Biotechnology & Life Sciences Industry Group can be significantly affected by, among other things, government approval of products and

services, government regulation and reimbursement rates, product liability claims, patent expirations and protection, and intense competition.

- **Counterparty Risk.** The Fund may use swap agreements to gain exposure to a particular group of securities, index, asset class or other reference asset without actually purchasing those securities or investments, to hedge a position, or for other investment purposes. Through these investments and related arrangements (e.g., prime brokerage or securities lending arrangements or derivatives transactions), the Fund is exposed to credit risks that the counterparty may be unwilling or unable to make timely payments or otherwise to meet its contractual obligations. If the counterparty becomes bankrupt or defaults on (or otherwise becomes unable or unwilling to perform) its payment or other obligations to the Fund, the Fund may not receive the full amount that it is entitled to receive or may experience delays in recovering the collateral or other assets held by, or on behalf of, the counterparty. If this occurs, the value of your shares in the Fund will decrease.
- **Currency Exchange Rate Risk.** The Fund may invest in investments denominated in non-U.S. currencies or in securities that provide exposure to such currencies. Changes in currency exchange rates and the relative value of non-U.S. currencies will affect the value of the Fund's investment and the value of your Shares. Currency exchange rates can be very volatile and can change quickly and unpredictably. As a result, the value of an investment in the Fund may change quickly and without warning and you may lose money.
- **Cybersecurity Risk.** Cybersecurity incidents may allow an unauthorized party to gain access to Fund assets or proprietary information, or cause the Fund, the Adviser, the Sub-Adviser and/or other service providers (including custodians and financial intermediaries) to suffer data breaches or data corruption. Additionally, cybersecurity failures or breaches of the electronic systems of the Fund, the Adviser, the Sub-Adviser or the Fund's other service providers, market makers, Authorized Participants ("APs"), the Fund's primary listing exchange, or the issuers of securities in which the Fund invests have the ability to disrupt and negatively affect the Fund's business operations, including the ability to purchase and sell Shares, potentially resulting in financial losses to the Fund and its shareholders.
- **Depository Receipt Risk.** Depository receipts, including ADRs and GDRs, involve risks similar to those associated with investments in foreign securities, such as changes in political or economic conditions of other countries and changes in the exchange rates of foreign currencies. Depository receipts listed on U.S. exchanges are issued by banks or trust companies, and entitle the holder to all dividends and capital gains that are paid out on the underlying foreign shares ("Underlying Shares"). When the Fund invests in depository receipts as a substitute for an investment directly in the Underlying Shares, the Fund is exposed to the risk that the depository receipts may not provide a return that corresponds precisely with that of the Underlying Shares. Because the Underlying Shares trade on foreign exchanges that may be closed when the Fund's primary listing exchange is open, the Fund may experience premiums and discounts greater than those of funds without exposure to such Underlying Shares.
- **Derivatives Risk.** The Fund intends to invest in total return swaps, which are a type of derivative. Derivatives may pose risks in addition to and greater than those associated with investing directly in securities, currencies or other investments, including risks relating to leverage, imperfect correlations with underlying investments or the Fund's other portfolio holdings, high price volatility, lack of availability, counterparty credit, liquidity, valuation and legal restrictions. Their use is a highly specialized activity that involves investment techniques and risks different from those associated with ordinary portfolio securities transactions. The Fund's use of derivatives to obtain short exposure, if any, may result in greater volatility of the Fund's NAV per share. If the Adviser and Sub-Adviser are incorrect about their expectations of market conditions, the use of derivatives could also result in a loss, which in some cases may be unlimited. In addition, the Fund's use of derivatives may cause the Fund to realize higher amounts of short-term capital gains (generally taxed at ordinary income tax rates) than if the Fund had not used such instruments. Some of the derivatives in which the Fund invests may be traded (and privately negotiated) in the OTC market. OTC derivatives are subject to heightened counterparty credit, liquidity and valuation risks. Certain risks also are specific to the derivatives in which the Fund invests.
  - *Swap Agreements Risk.* Swap agreements are contracts among the Fund and a counterparty to exchange the return of the pre-determined underlying investment (such as the rate of return of the underlying index). Swap agreements may be negotiated bilaterally and traded OTC between two parties or, for certain standardized swaps, must be exchange-traded through a futures commission merchant and/or cleared through a clearinghouse that serves as a central counterparty. Risks associated with the use of swap agreements are different from those associated with ordinary portfolio securities transactions, due in part to the fact they could be considered illiquid and many swaps trade on the OTC market. Swaps are particularly subject to counterparty credit, correlation, valuation, liquidity and leveraging risks. While exchange trading and central clearing are intended to reduce counterparty credit risk and increase liquidity, they do not make swap transactions risk-free. Additionally, applicable regulators have adopted rules imposing certain margin requirements, including minimums, on OTC swaps, which may result in the Fund and its counterparties posting higher margin amounts for OTC swaps, which could increase the cost of swap transactions to the Fund and impose added operational complexity.
- **Emerging and Developing Markets Risk.** The Fund's direct or indirect investments in securities of issuers in emerging and developing market countries are subject to all of the risks of foreign investing generally, and have additional heightened risks due

to a lack of established legal, political, business, and social frameworks to support securities markets, including: delays in settling portfolio securities transactions; currency and capital controls; greater sensitivity to interest rate changes; pervasiveness of corruption and crime; currency exchange rate volatility; and inflation, deflation, or currency devaluation.

- **Equity Market Risk.** The equity securities held in the Fund’s portfolio may experience sudden, unpredictable drops in value or long periods of decline in value. This may occur because of factors that affect securities markets generally or factors affecting specific issuers, industries, sectors or companies in which the Fund invests. Common stocks are generally exposed to greater risk than other types of securities, such as preferred stocks and debt obligations, because common stockholders generally have inferior rights to receive payment from issuers.
- **ETF Risks.** The Fund is an ETF, and, as a result of its structure, it is exposed to the following risks:
  - *Authorized Participants, Market Makers, and Liquidity Providers Concentration Risk.* The Fund has a limited number of financial institutions that may act as APs. In addition, there may be a limited number of market makers and/or liquidity providers in the marketplace. Shares may trade at a material discount to NAV and possibly face delisting if either: (i) APs exit the business or otherwise become unable to process creation and/or redemption orders and no other APs step forward to perform these services, or (ii) market makers and/or liquidity providers exit the business or significantly reduce their business activities and no other entities step forward to perform their functions.
  - *Costs of Buying or Selling Shares Risk.* Due to the costs of buying or selling Shares, including brokerage commissions imposed by brokers and bid/ask spreads, frequent trading of Shares may significantly reduce investment results and an investment in Shares may not be advisable for investors who anticipate regularly making small investments.
  - *Shares May Trade at Prices Other Than NAV Risk.* As with all ETFs, Shares may be bought and sold in the secondary market at market prices. Although it is expected that the market price of Shares will approximate the Fund’s NAV, there may be times when the market price of Shares is more than the NAV intra-day (premium) or less than the NAV intra-day (discount) due to supply and demand of Shares or during periods of market volatility. This risk is heightened in times of market volatility, periods of steep market declines, and periods when there is limited trading activity for Shares in the secondary market, in which case such premiums or discounts may be significant. Because securities held by the Fund may trade on foreign exchanges that are closed when the Fund’s primary listing exchange is open, the Fund is likely to experience premiums or discounts greater than those of ETFs that invest in and hold only securities and other investments that are listed and trade in the U.S.
  - *Trading Risk.* Although Shares are listed for trading on the Cboe BZX Exchange, Inc. (the “Exchange”) and may be traded on U.S. exchanges other than the Exchange, there can be no assurance that Shares will trade with any volume, or at all, on any stock exchange. In stressed market conditions, the liquidity of Shares may begin to mirror the liquidity of the Fund’s underlying portfolio holdings, which can be significantly less liquid than the Shares.
- **Fixed Income Risk.** Fixed income securities are subject to call, credit, extension, and interest rate risk.
  - *Call Risk.* During periods of falling interest rates, an issuer of a callable bond held by the Fund may “call” or repay the security before its stated maturity, and the Fund may have to reinvest the proceeds at lower interest rates, resulting in a decline in the Fund’s income.
  - *Credit Risk.* An issuer of a fixed income security, such as a corporate bond, may be unable or unwilling to make interest and principal payments when due. The Fund also is subject to the related risk that the value of a fixed income security may decline because of concerns about the issuer’s creditworthiness. Credit risk is heightened to the extent the Fund invests in below investment-grade securities, which also are referred to as high-yield securities or junk bonds.
  - *Extension Risk.* During periods of rising interest rates, certain debt obligations will be paid off substantially more slowly than originally anticipated and the value of those securities may fall sharply, resulting in a decline in the Fund’s income and potentially in the value of the Fund’s investments.
  - *Interest Rate Risk.* An increase in interest rates may cause the value of fixed-income securities held by the Fund to decline. The Fund may be subject to a greater risk of rising interest rates due to the recent historically low rates and the effect of potential government fiscal policy initiatives and resulting market reaction to those initiatives. Variable and floating rate securities may increase or decrease in value in response to changes in interest rates, although generally to a lesser degree than fixed-income securities.
- **Foreign Securities Risk.** Investments in non-U.S. securities involve certain risks that may not be present with investments in U.S. securities. These include risks of adverse changes in foreign economic, political, regulatory and other conditions, or changes in currency exchange rates or exchange control regulations (including limitations on currency movements and exchanges). The securities of some foreign companies may be less liquid and, at times, more volatile than securities of comparable U.S. companies. There may be less information publicly available about a non-U.S. issuer than a U.S. issuer. Non-U.S. issuers may be subject to different accounting, auditing, financial reporting and investor protection standards than U.S. issuers. Investments in



non-U.S. securities also may be subject to withholding or other taxes and may be subject to additional trading, settlement, custodial, and operational risks. With respect to certain countries, there is the possibility of government intervention and expropriation or nationalization of assets. Because legal systems differ, there also is the possibility that it will be difficult to obtain or enforce legal judgments in certain countries. Since foreign exchanges may be open on days when the Fund does not price its shares, the value of the securities in the Fund's portfolio may change on days when shareholders will not be able to purchase or sell the Fund's shares. Conversely, Shares may trade on days when foreign exchanges are closed. Each of these factors can make investments in the Fund more volatile and potentially less liquid than other types of investments.

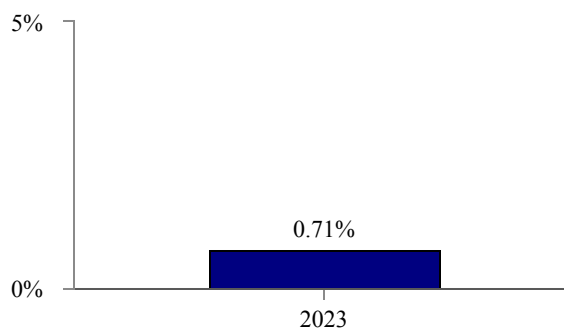
- **Frontier Markets Risk.** Certain foreign markets are only in the earliest stages of development and may be considered “frontier markets.” Frontier financial markets generally are less liquid and more volatile than other markets, including markets in developing and emerging economies. Securities may have limited marketability and be subject to erratic price movements. Frontier markets may be impacted by political instability, war, terrorist activities and religious, ethnic and/or socioeconomic unrest. These and other factors make investing in frontier market countries significantly riskier than investing in developed market or emerging market countries.
- **Issuer Risk.** Because the Fund may invest in a limited number of issuers, it is subject to the risk that the value of the Fund's portfolio may decline due to a decline in value of the equity securities of particular issuers. The value of an issuer's equity securities may decline for reasons directly related to the issuer, such as management performance and reduced demand for the issuer's goods or services.
- **Liquidity and Valuation Risk.** It may be difficult for the Fund to purchase and sell particular investments within a reasonable time at a fair price, or the price at which it has been valued by the Adviser for purposes of the Fund's NAV, causing the Fund to be less liquid and unable to realize what the Adviser believes should be the price of the investment. Valuation of portfolio investments may be difficult, such as during periods of market turmoil or reduced liquidity, and for investments that may, for example, trade infrequently or irregularly. In these and other circumstances, an investment may be valued using fair value methodologies, which are inherently subjective, reflect good faith judgments based on available information and may not accurately estimate the price at which the Fund could sell the investment at that time.
- **Management Risk.** The Fund is actively-managed and may not meet its investment objective based on the Adviser's and Sub-Adviser's success or failure to implement investment strategies for the Fund. The Sub-Adviser's evaluations and assumptions regarding issuers, securities, and other factors may not successfully achieve the Fund's investment objective given actual market conditions.
- **Market Capitalization Risk.**
  - *Large-Capitalization Investing Risk.* The securities of large-capitalization companies may be relatively mature compared to smaller companies and, therefore, subject to slower growth during times of economic expansion. Large-capitalization companies also may be unable to respond quickly to new competitive challenges, such as changes in technology and consumer tastes.
  - *Mid-Capitalization Investing Risk.* The securities of mid-capitalization companies may be more vulnerable to adverse issuer, market, political, or economic developments than securities of large-capitalization companies. The securities of mid-capitalization companies generally trade in lower volumes and are subject to greater and more unpredictable price changes than large-capitalization stocks or the stock market as a whole.
  - *Small-Capitalization Investing Risk.* The securities of small-capitalization companies may be more vulnerable to adverse issuer, market, political, or economic developments than securities of large- or mid-capitalization companies. The securities of small-capitalization companies generally trade in lower volumes and are subject to greater and more unpredictable price changes than large- or mid-capitalization stocks or the stock market as a whole. There is typically less publicly available information concerning smaller-capitalization companies than for larger, more established companies.
- **Market Risk.** The trading prices of securities and other instruments fluctuate in response to a variety of factors. These factors include events impacting the entire market or specific market segments, such as political, market and economic developments, as well as events that impact specific issuers. The Fund's NAV and market price, like security and commodity prices generally, may fluctuate significantly in response to these and other factors. As a result, an investor could lose money over short or long periods of time. U.S. and international markets have experienced significant periods of volatility in recent years due to a number of these factors, including the impact of the COVID-19 pandemic and related public health issues, growth concerns in the U.S. and overseas, uncertainties regarding interest rates, trade tensions and the threat of tariffs imposed by the U.S. and other countries. In addition, local, regional or global events such as war, including Russia's invasion of Ukraine, acts of terrorism, public health issues, recessions, rising inflation, or other events could have a significant negative impact on the Fund and its investments. These developments as well as other events could result in further market volatility and negatively affect financial asset prices, the liquidity of certain securities and the normal operations of securities exchanges and other markets.

- **Money Market Instrument Risk.** The Fund may use a variety of money market instruments for cash management purposes, including money market funds, depository accounts and repurchase agreements. Money market funds may be subject to credit risk with respect to the debt instruments in which they invest. Depository accounts may be subject to credit risk with respect to the financial institution in which the depository account is held. Money market instruments may lose money.
- **Non-Diversification Risk.** Because the Fund is “non-diversified,” it may invest a greater percentage of its assets in the securities of a single issuer or a lesser number of issuers than if it was a diversified fund. As a result, the Fund may be more exposed to the risks associated with and developments affecting an individual issuer or a lesser number of issuers than a fund that invests more widely. This may increase the Fund’s volatility and cause the performance of a relatively small number of issuers to have a greater impact on the Fund’s performance.
- **Real Estate Companies Risk.** The Fund invests in real estate companies, including REITs and real estate holdings companies, which will expose investors to the risks of owning real estate directly, as well as to the risks that relate specifically to the way in which such companies are organized and operated. Real estate is highly sensitive to general and local economic conditions and developments. The U.S. real estate market may experience and has, in the past, experienced a decline in value, with certain regions experiencing significant losses in property values. Many real estate companies, including REITs, utilize leverage (and some may be highly leveraged), which increases investment risk and the risk normally associated with debt financing, and could potentially increase the Fund’s volatility and losses. Exposure to such real estate may adversely affect Fund performance.
- **REITs Risk.** REITs are subject to the risks associated with investing in the securities of real property companies. In particular, REITs may be affected by changes in the values of the underlying properties that they own or operate. Residential/diversified REITs and commercial equity REITs may be affected by changes in the value of the underlying property owned by the trusts, while mortgage REITs may be affected by the quality of any credit extended. Further, REITs are dependent upon specialized management skills, and their investments may be concentrated in relatively few properties, or in a small geographic area or a single property type. REITs are also subject to heavy cash flow dependency and, as a result, are particularly reliant on the proper functioning of capital markets. A variety of economic and other factors may adversely affect a lessee's ability to meet its obligations to a REIT. In the event of a default by a lessee, the REIT may experience delays in enforcing its rights as a lessor and may incur substantial costs associated in protecting its investments. In addition, a REIT could fail to qualify for favorable regulatory treatment.
- **Sector Risk.** To the extent the Fund invests more heavily in particular sectors of the economy, its performance will be especially sensitive to developments that significantly affect those sectors. The Fund may invest a significant portion of its assets in the following sectors and, therefore, the performance of the Fund could be negatively impacted by events affecting each of these sectors.
  - *Health Care Sector Risk.* Health care companies are subject to extensive government regulation and their profitability can be significantly affected by restrictions on government reimbursement for medical expenses, rising costs of medical products and services, pricing pressure (including price discounting), limited product lines, and an increased emphasis on the delivery of healthcare through outpatient services. Health care companies are heavily dependent on obtaining and defending patents, which may be time consuming and costly, and the expiration of patents may also adversely affect the profitability of the companies. Health care companies are also subject to extensive litigation based on product liability and similar claims. In addition, their products can become obsolete due to industry innovation, changes in technologies, or other market developments. Many new products in the health care field require significant research and development and may be subject to regulatory approvals, all of which may be time consuming and costly with no guarantee that any product will come to market.
- **U.S. Government Securities Risk.** U.S. government securities may or may not be backed by the full faith and credit of the U.S. government. U.S. government securities are subject to the risks associated with fixed-income and debt securities, particularly interest rate risk and credit risk.

## Performance

The performance information presented below provides some indication of the risks of investing in the Fund by showing the extent to which the Fund’s performance can change from year to year and over time. The bar chart below shows the Fund’s performance for the calendar year ended December 31. The table illustrates how the Fund’s average annual returns for the 1 year and since inception periods compare with those of the Solactive GBS Global Markets All Cap USD Index TR, which reflects a broad measure of market performances. The table also shows how the Fund’s performance compares to the North American Cannabis Net Total Return Index, which tracks the performance of a basket of North American publicly listed companies with significant business activities in the marijuana industry. The Fund’s past performance, before and after taxes, does not necessarily indicate how it will perform in the future. Updated performance information is available on the Fund’s website at [www.roundhillinvestments.com/etf/WEED](http://www.roundhillinvestments.com/etf/WEED).

### Calendar Year Total Return



The calendar year-to-date total return of the Fund as of March 31, 2024 was 43.95%. During the period of time shown in the bar chart, the highest quarterly return was 49.24% for the quarter ended September 30, 2023, and the lowest quarterly return was -23.20% for the quarter ended March 31, 2023.

### Average Annual Total Returns (for periods ended December 31, 2023)

	1 Year	Since Inception (4/19/22)
<b>Roundhill Cannabis ETF</b>		
Return Before Taxes	0.71%	-42.20%
Return After Taxes on Distributions	0.71%	-42.20%
Return After Taxes on Distributions and Sale of Shares	0.42%	-30.55%
<b>Solactive GBS Global Markets All Cap USD Index TR</b> (reflects no deduction for fees, expenses, or taxes)	22.14%	4.68%
<b>North American Cannabis Net Total Return Index</b> (reflects no deduction for fees, expenses, or taxes)	-6.93%	-37.31%

After-tax returns are calculated using the historical highest individual federal marginal income tax rates during the period covered by the table above and do not reflect the impact of state and local taxes. Actual after-tax returns depend on an investor's tax situation and may differ from those shown. After-tax returns shown are not relevant to investors who hold their Shares through tax-deferred arrangements such as an individual retirement account ("IRA") or other tax-advantaged accounts. In certain cases, the figure representing "Return After Taxes on Distributions and Sale of Shares" may be higher than the other return figures for the same period. A higher after-tax return results when a capital loss occurs upon redemption and provides an assumed tax deduction that benefits the investor.

### Portfolio Management

<b>Adviser</b>	Roundhill Financial Inc.
<b>Sub-Adviser</b>	Exchange Traded Concepts, LLC
<b>Portfolio Managers</b>	Will Hershey and Timothy Maloney, each a portfolio manager for the Adviser, and Andrew Serowik, Todd Alberico, Gabriel Tan and Brian Copper, each a portfolio manager for the Sub-Adviser, have been portfolio managers of the Fund since its inception in April 2022.

### Purchase and Sale of Shares

The Fund issues and redeems Shares at NAV only in large blocks known as "Creation Units," which only APs (typically, broker-dealers) may purchase or redeem. The Fund generally issues and redeems Creation Units in exchange for a portfolio of securities and/or a designated amount of U.S. cash.

Shares are listed on the Exchange, and individual Shares may only be bought and sold in the secondary market through a broker or dealer at market prices, rather than NAV. Because Shares trade at market prices rather than NAV, Shares may trade at a price greater than NAV (premium) or less than NAV (discount).

An investor may incur costs attributable to the difference between the highest price a buyer is willing to pay to purchase Shares (the "bid" price) and the lowest price a seller is willing to accept for Shares (the "ask" price) when buying or selling Shares in the secondary market. The difference in the bid and ask prices is referred to as the "bid-ask spread."

Recent information regarding the Fund's NAV, market price, how often Shares traded on the Exchange at a premium or discount, and bid-ask spreads can be found on the Fund's website at [www.roundhillinvestments.com/etf/WEED](http://www.roundhillinvestments.com/etf/WEED).

**Tax Information**

The Fund's distributions are generally taxable as ordinary income, qualified dividend income, or capital gains (or a combination), unless your investment is held in an IRA or other tax-advantaged account. Distributions on investments made through tax-deferred arrangements may be taxed later upon withdrawal of assets from those accounts. *See "Dividends, Distributions, and Taxes - Dividends and Distributions" for more information.*

**Financial Intermediary Compensation**

If you purchase Shares through a broker-dealer or other financial intermediary (such as a bank) (an "Intermediary"), the Adviser or its affiliates may pay Intermediaries for certain activities related to the Fund, including participation in activities that are designed to make Intermediaries more knowledgeable about exchange-traded products, including the Fund, or for other activities, such as marketing, educational training or other initiatives related to the sale or promotion of Shares. These payments may create a conflict of interest by influencing the Intermediary and your salesperson to recommend the Fund over another investment. Any such arrangements do not result in increased Fund expenses. Ask your salesperson or visit the Intermediary's website for more information.

## ROUNDHILL MAGNIFICENT SEVEN ETF (formerly Roundhill BIG Tech ETF) – FUND SUMMARY

### Investment Objective

The Roundhill Magnificent Seven ETF (“Magnificent Seven ETF” or the “Fund”) seeks growth of capital.

### Fees and Expenses of the Fund

This table describes the fees and expenses that you may pay if you buy, hold, and sell shares of the Fund (“Shares”). **You may pay other fees, such as brokerage commissions and other fees to financial intermediaries, which are not reflected in the table and Example below.**

<b>Shareholder Fees</b> ( <i>fees paid directly from your investment</i> )	None
<b>Annual Fund Operating Expenses</b> ( <i>expenses that you pay each year as a percentage of the value of your investment</i> )	
Management Fee	0.29%
Distribution and/or Service (12b-1) Fees	0.00%
Other Expenses <sup>(1)</sup>	0.00%
Acquired Fund Fees and Expenses <sup>(2)</sup>	0.00%
<b>Total Annual Fund Operating Expenses</b>	<b>0.29%</b>

<sup>(1)</sup> “Other Expenses” does not include fees paid to the Fund’s swap contract or forward contract (collectively, the “Exposure Contracts”) counterparties. These fees and expenses, which are not reflected in this Annual Fund Operating Expenses table, are embedded in the return of the Exposure Contracts (*i.e.*, the fees and expenses reduce the investment return of the Exposure Contracts) and represent an indirect cost of investing in the Fund.

<sup>(2)</sup> Acquired Fund Fees and Expenses (“AFFE”) are the indirect costs of investing in other investment companies. AFFE has been restated as an estimate for the Fund’s current fiscal year based on recent changes in the Fund’s investment strategy and anticipated holdings. AFFE has been restated as an estimate for the Fund’s current fiscal year based on recent changes in the Fund’s investment strategy and anticipated holdings.

### Example

This Example is intended to help you compare the cost of investing in the Fund with the cost of investing in other funds. The Example assumes that you invest \$10,000 in the Fund for the time periods indicated and then redeem all of your Shares at the end of those periods. The Example also assumes that your investment has a 5% return each year and that the Fund’s operating expenses remain the same. The Example does not take into account brokerage commissions that you may pay on your purchases and sales of Shares. Although your actual costs may be higher or lower, based on these assumptions your costs would be:

**1 Year:** \$31

**3 Years:** \$97

**5 Years:** \$169

**10 Years:** \$381

### Portfolio Turnover

The Fund pays transaction costs, such as commissions, when it buys and sells securities (or “turns over” its portfolio). A higher portfolio turnover rate may indicate higher transaction costs and may result in higher taxes when Shares are held in a taxable account. These costs, which are not reflected in the Total Annual Fund Operating Expenses or in the Example, affect the Fund’s performance. For the fiscal period ended December 31, 2023, the Fund’s portfolio turnover rate was 81% of the average value of its portfolio.

### Principal Investment Strategies

The Fund is an actively managed exchange-traded fund (“ETF”) that seeks to achieve its investment objective through its investment exposure to the companies comprising the “Magnificent Seven,” a group of seven companies commonly recognized for their market dominance in technological innovation. As of April 30, 2024, the seven companies comprising the Magnificent Seven were: Alphabet Inc., Amazon.com, Inc., Apple Inc., Meta Platforms, Inc., Microsoft Corporation, NVIDIA Corporation, and Tesla Inc. (the “Underlying Issuers”). On a quarterly basis, the Fund will rebalance its exposure so that each company is equally-weighted in its portfolio. To the extent the companies that comprise the Magnificent Seven change, the Fund will seek to effect such change as soon as reasonably practical, but in no event later than its next regularly-scheduled quarterly rebalance. The Fund primarily gains exposure to the “Magnificent Seven” companies through its investment in swap agreements and/or forward contracts. However, the Fund will also invest directly in the equity securities issued by such companies.

Exchange Traded Concepts, LLC (the “Sub-Adviser”), the Fund’s sub-adviser, positions the Fund’s portfolio daily to seek to achieve exposure to the Magnificent Seven companies to the fullest extent possible consistent with the Fund’s investment objective. Under normal circumstances, the Fund will invest at least 80% of its assets (plus borrowings for investment purposes) in financial instruments and other investments that provide exposure to, or in combination have economic characteristics similar or equivalent to those of, the largest (*i.e.*, top quartile by market capitalization, revenue, profit, market share or other similar metric) companies in one or more Technology Industries (defined below), as defined by an independent industry classification scheme.

As a result of its investment strategies, the Fund will concentrate (*i.e.*, invest more than 25% of its total assets) its investments in one or more “Technology Industries” (defined by an independent industry classification scheme as the following industries: Automotive Industry; Technology Hardware Industry; E-Commerce Discretionary Industry; Internet Media & Services Industry; Semiconductors Industry; and Software Industry) at any given time. The Technology Industries in which the Fund may concentrate may vary over time. Additionally, the Fund may invest up to 100% of the Fund’s assets in (1) U.S. Government securities, such as bills, notes and bonds issued by the U.S. Treasury; (2) money market funds; and/or (3) short-term bond ETFs.

The Fund is classified as a “non-diversified” investment company under the Investment Company Act of 1940, as amended (the “1940 Act”).

### Principal Investment Risks

The principal risks of investing in the Fund are summarized below. The principal risks are presented in alphabetical order to facilitate finding particular risks and comparing them with the risks of other funds. Each risk summarized below is considered a “principal risk” of investing in the Fund, regardless of the order in which it appears. As with any investment, there is a risk that you could lose all or a portion of your investment in the Fund. Some or all of these risks may adversely affect the Fund’s net asset value (“NAV”), trading price, yield, total return and/or ability to meet its investment objective. The following risks could affect the value of your investment in the Fund:

- **Cash Transaction Risk.** The Fund expects to effect certain creations and redemptions for cash, rather than in-kind securities. The Fund may be required to sell or unwind portfolio investments to obtain the cash needed to distribute redemption proceeds. This may cause the Fund to recognize a capital gain that it might not have recognized if it had made a redemption in kind. As a result, the Fund may pay out higher annual capital gain distributions than if the in-kind redemption process was used. The use of cash creations and redemptions also may cause the Fund’s Shares to trade in the market at wider bid-ask spreads or greater premiums or discounts to the Fund’s NAV. Further, effecting purchases and redemptions primarily in cash may cause the Fund to incur additional costs, such as portfolio transaction costs. These costs can decrease the Fund’s NAV.
- **Concentration Risk.** The Fund expects to have concentrated (*i.e.*, invest more than 25% of its net assets) investment exposure in one or more of the Technology Industries at any given time, which may vary over time. As a result, the Fund is more vulnerable to adverse market, economic, regulatory, political or other developments affecting those industries or groups of related industries than a fund that invests its assets in a more diversified manner.
  - *Automotive Industry Risk.* The automotive industry can be highly cyclical, and companies in the industry may suffer periodic operating losses. The automotive industry also can be significantly affected by labor relations and fluctuating component prices. Companies in the automotive industry, particularly those in the electric vehicles industry, may be affected by the obsolescence of existing technology, short product cycles, falling prices and profits, competition from new market entrants and general economic conditions. While most of the major manufacturers are large, financially strong companies, many others are small and can be non-diversified in both product line and customer base. Additionally, developments in automotive technologies (*e.g.*, autonomous vehicle technologies) may require significant capital expenditures that may not generate profits for several years, if any. Companies in the automotive industry may be significantly subject to government policies and regulations regarding imports and exports of automotive products. Governmental policies affecting the automotive industry, such as taxes, tariffs, duties, subsidies, and import and export restrictions on automotive products can influence industry profitability. In addition, such companies must comply with environmental laws and regulations, for which there may be severe consequences for non-compliance. Legislative or regulatory changes and increased government supervision also may affect companies in the automotive industry.
  - *E-Commerce Discretionary Industry Risk.* The E-Commerce Discretionary Industry includes retailers, retail outlets, and wholesalers offering a wide variety of products or specializing in a single class of goods (*e.g.*, computers, apparel, home improvement, etc.). Companies in the E-Commerce Discretionary Industry are dependent on consumer spending, the availability of disposable income, changing consumer tastes and preferences, consumer demographics, general economic conditions, internal infrastructure and on the availability, reliability and security of the Internet and related systems. Critical systems and operations may be vulnerable to damage or interruption from natural disasters, power loss, telecommunications failure, terrorist attacks, cyber-attacks, acts of war, break-ins, and similar events. In addition, legislative or regulatory changes and increased government supervision may affect companies in the E-Commerce Discretionary Industry. The E-Commerce Discretionary Industry is a separate industry within the Consumer Discretionary Sector.
  - *Internet Media & Services Industry Risk.* The Internet Media & Services Industry includes companies engaged in content and information creation or distribution through proprietary platforms, where revenues are derived primarily through pay-per-click advertisements, including search engines, social media and networking platforms, online classifieds, and online review companies. The prices of the securities of companies in the Internet Media & Services Industry are closely tied to the performance of the overall economy and may be affected by changes in general economic growth, consumer confidence and consumer spending. Changes in demographics and consumer tastes also may affect the success of companies in the Internet Media & Services Industry. In addition, legislative or regulatory changes and increased government supervision may affect

companies in the Internet Media & Services Industry. The Internet Media & Services Industry is a separate industry within the Communications Sector.

- *Semiconductors Industry Risk.* Competitive pressures may have a significant effect on the financial condition of semiconductor companies and, as product cycles shorten and manufacturing capacity increases, these companies may become increasingly subject to aggressive pricing, which hampers profitability. Reduced demand for end-user products, under-utilization of manufacturing capacity, and other factors could adversely impact the operating results of companies in the Semiconductors Industry. Semiconductor companies typically face high capital costs and may be heavily dependent on intellectual property rights. The Semiconductors Industry is highly cyclical, which may cause the operating results of many semiconductor companies to vary significantly. The stock prices of companies in the Semiconductors Industry have been and likely will continue to be extremely volatile.
- *Software Industry Risk.* The Software Industry includes companies that publish and distribute software for the business or consumer markets, as well as companies that provide consulting or integration services to other businesses relating to information technology, including computer-system design, system integration, network and systems operations, cloud computing, distributed ledger technology consulting and integration, data management and storage, repair services, and technical support. In addition, the Software Industry includes companies involved in digital platforms that primarily generate revenue from advertising, content delivery, and other virtual products for consumers. Companies in the Software Industry are subject to significant competitive pressures, such as aggressive pricing, new market entrants, competition for market share, short product cycles due to an accelerated rate of technological developments and the potential for limited earnings and/or falling profit margins. These companies also face the risks that new services, equipment or technologies will not be accepted by consumers and businesses or will become rapidly obsolete. These factors can affect the profitability of these companies and, as a result, the value of their securities. Patent protection is integral to the success of many companies in this industry. In addition, many software companies have limited operating histories. Prices of these companies' securities historically have been more volatile than other securities, especially over the short term. The Software Industry is a separate industry within the Technology Sector.
- *Technology Hardware Industry Risk.* The Technology Hardware Industry includes companies that manufacture and distribute computers, servers, mainframes, peripheral devices (e.g., keyboard, mouse, etc.), high-technology components (e.g., circuit boards), and electronic office equipment. In addition, companies in the Technology Hardware Industry include producers and distributors of semiconductors and other integrated chips, other products related to the semiconductor industry such as motherboards, and manufacturers of high-technology tools and/or equipment used in the creation of semiconductors, photonics, wafers, and other high-technology components. The companies in the Technology Hardware Industry can be significantly affected by competitive pressures, aggressive pricing, technological developments, changing domestic demand, the ability to attract and retain skilled employees and availability and price of components. The market for products produced by companies in the Technology Hardware Industry is characterized by rapidly changing technology, rapid product obsolescence, cyclical market patterns, evolving industry standards and frequent new product introductions. The success of these companies depends in substantial part on the timely and successful introduction of new products. In addition, many of the companies in the Technology Hardware Industry rely on a combination of patents, copyrights, trademarks and trade secret laws to establish and protect their proprietary rights in their products and technologies. The Technology Hardware Industry is a separate industry within the Technology Sector.
- **Counterparty Risk.** Counterparty risk is the risk that a counterparty to Fund transactions (e.g., derivative transactions) will be unable or unwilling to perform its contractual obligation to the Fund. The Fund expects to use derivatives instruments to gain exposure to the Underlying Issuers to seek to achieve its investment objective. Through these investments and related arrangements, the Fund is exposed to the risk that the counterparty may be unwilling or unable to make timely payments or deliver the reference asset contemplated by such arrangements or otherwise to meet its contractual obligations (i.e., counterparty credit risk). If the counterparty becomes bankrupt or defaults on (or otherwise becomes unable or unwilling to perform) its payment, delivery or other obligations to the Fund, the Fund may not receive the full amount it is entitled to receive, may not be able to maintain its desired exposure to the Underlying Issuers, or may experience delays in recovering the collateral or other assets held by, or on behalf of, the counterparty. If this occurs, the value of your Shares in the Fund will decrease.

In addition, the Fund may enter into derivative transactions with a limited number of counterparties, which may increase the Fund's exposure to counterparty credit risk. To the extent the Fund's counterparties are concentrated in the financial services sector, the Fund bears the risk that those counterparties may be adversely affected by legislative or regulatory changes, adverse market conditions, increased competition, and/or wide scale credit losses resulting from financial difficulties or borrowers affecting that economic sector. Further, there is a risk that no suitable counterparties will be willing to enter into, or continue to enter into, transactions with the Fund and, as a result, the Fund may not be able to achieve its investment objective.

- **Cybersecurity Risk.** Cybersecurity incidents may allow an unauthorized party to gain access to Fund assets or proprietary information, or cause the Fund, the Adviser, the Sub-Adviser and/or other service providers (including custodians and financial intermediaries) to suffer data breaches or data corruption. Additionally, cybersecurity failures or breaches of the electronic

systems of the Fund, the Adviser, the Sub-Adviser or the Fund's other service providers, market makers, Authorized Participants ("APs"), the Fund's primary listing exchange, or the issuers of securities in which the Fund invests have the ability to disrupt and negatively affect the Fund's business operations, including the ability to purchase and sell Shares, potentially resulting in financial losses to the Fund and its shareholders.

- **Derivatives Risk.** The Fund expects to use swap agreements and forward contracts to seek to achieve its investment objective. The Fund's derivative investments have risks, including the imperfect correlation between the value of such instruments and the reference asset; the loss of principal, including the potential loss of amounts greater than the initial amount invested in the derivatives instrument; and illiquidity of the derivative investments. The Fund expects to primarily utilize derivatives instruments that are not designed to produce leverage. The Fund, however, may invest in derivatives that give rise to economic leverage, but expects any such economic leverage to be minimal. Leverage magnifies the potential for gain and may result in greater losses, which in some cases may cause the Fund to liquidate other portfolio investments at inopportune times (e.g., at a loss to comply with limits on leverage imposed by the 1940 Act or when the Adviser otherwise would have preferred to hold the investment) or to meet redemption requests. Certain of the Fund's transactions in derivatives also could affect the amount, timing, and character of distributions to shareholders, which may result in the Fund realizing more short-term capital gain and ordinary income subject to tax at ordinary income tax rates than it would if it did not engage in such transactions, which may adversely impact the Fund's after-tax returns. Any financing, borrowing or other costs associated with using derivatives also may have the effect of lowering the Fund's return. To the extent the Fund invests in derivatives instruments that give rise to economic leverage, the value of the Fund's portfolio is likely to experience greater volatility over short-term periods.

In addition, the Fund's investments in derivatives are subject to the following risks:

- *Swap Agreements.* Swap agreements are entered into primarily with major financial intermediaries for a specified period which may range from one day to more than one year. In a standard swap transaction, two parties agree to exchange the return (or differentials in rates of return) earned or realized on particular predetermined reference or underlying securities or instruments. The gross return to be exchanged or swapped between the parties is calculated based on a notional amount or the return on or change in value of a particular dollar amount invested in a reference asset. The Fund also will enter into swap agreements that provide for the physical delivery of the reference asset where, instead of exchanging the return earned or realized on the underlying securities, the Fund takes physical delivery of the underlying security. Swap agreements are generally traded over the counter, and therefore, may not receive regulatory protection, which may expose investors, including the Fund, to significant losses.
- *Forwards Contracts.* The primary risks associated with the use of forwards contracts, which may adversely affect the Fund's NAV and total return, are: (a) the imperfect correlation between the change in market value of the forward contract and the price of underlying asset; (b) possible lack of a liquid secondary market for a forwards contract and the resulting inability to close a forwards contract when desired; (c) losses caused by unanticipated market movements, which are potentially unlimited; (d) the possibility that the counterparty will default in the performance of its obligations; and (e) if the Fund has insufficient cash, it may have to sell securities from its portfolio to meet daily variation margin requirements, and the Fund may have to sell securities at a time when it maybe disadvantageous to do so.

The Fund is subject to regulatory constraints relating to the level of leverage risk, as measured by value-at-risk (VaR) testing, the Fund may incur through its derivatives investments. To the extent the Fund exceeds these regulatory constraints regularly or over an extended period, the Fund may determine it is necessary to make adjustments to the Fund's investment strategies to reduce its use of derivatives. Any such adjustments may adversely affect the Fund's ability to achieve its investment objective and its performance.

- **Equity Market Risk.** The equity securities held in the Fund's portfolio may experience sudden, unpredictable drops in value or long periods of decline in value. This may occur because of factors that affect securities markets generally or factors affecting specific issuers, industries, sectors or companies in which the Fund invests. Common stocks are generally exposed to greater risk than other types of securities, such as preferred stocks and debt obligations, because common stockholders generally have inferior rights to receive payment from issuers.
- **Exchange-Traded Fund Risks.** The Fund is an ETF, and, as a result of its structure, it is exposed to the following risks:
  - *Authorized Participants, Market Makers, and Liquidity Providers Concentration Risk.* The Fund has a limited number of financial institutions that may act as APs. In addition, there may be a limited number of market makers and/or liquidity providers in the marketplace. Shares may trade at a material discount to NAV and possibly face delisting if either: (i) APs exit the business or otherwise become unable to process creation and/or redemption orders and no other APs step forward to perform these services, or (ii) market makers and/or liquidity providers exit the business or significantly reduce their business activities and no other entities step forward to perform their functions.



- *Costs of Buying or Selling Shares Risk.* Due to the costs of buying or selling Shares, including brokerage commissions imposed by brokers and bid/ask spreads, frequent trading of Shares may significantly reduce investment results and an investment in Shares may not be advisable for investors who anticipate regularly making small investments.
- *Shares May Trade at Prices Other Than NAV Risk.* As with all ETFs, Shares may be bought and sold in the secondary market at market prices. Although it is expected that the market price of Shares will approximate the Fund's NAV, there may be times when the market price of Shares is more than the NAV intra-day (premium) or less than the NAV intra-day (discount) due to supply and demand of Shares or during periods of market volatility. This risk is heightened in times of market volatility, periods of steep market declines, and periods when there is limited trading activity for Shares in the secondary market, in which case such premiums or discounts may be significant.
- *Trading Risk.* Although Shares are listed for trading on The NASDAQ Stock Market, LLC (the "Exchange") and may be traded on U.S. exchanges other than the Exchange, there can be no assurance that Shares will trade with any volume, or at all, on any stock exchange. In stressed market conditions, the liquidity of Shares may begin to mirror the liquidity of the Fund's underlying portfolio holdings, which can be significantly less liquid than the Shares.
- **Fixed Income Risk.** Fixed income securities are subject to call, credit, extension, and interest rate risk.
  - *Call Risk.* During periods of falling interest rates, an issuer of a callable bond held by the Fund may "call" or repay the security before its stated maturity, and the Fund may have to reinvest the proceeds at lower interest rates, resulting in a decline in the Fund's income.
  - *Credit Risk.* An issuer of a fixed income security, such as a corporate bond, may be unable or unwilling to make interest and principal payments when due. The Fund also is subject to the related risk that the value of a fixed income security may decline because of concerns about the issuer's creditworthiness. Credit risk is heightened to the extent the Fund invests in below investment-grade securities, which also are referred to as high-yield securities or junk bonds.
  - *Extension Risk.* During periods of rising interest rates, certain debt obligations will be paid off substantially more slowly than originally anticipated and the value of those securities may fall sharply, resulting in a decline in the Fund's income and potentially in the value of the Fund's investments.
  - *Interest Rate Risk.* An increase in interest rates may cause the value of fixed-income securities held by the Fund to decline. The Fund may be subject to a greater risk of rising interest rates due to the recent historically low rates and the effect of potential government fiscal policy initiatives and resulting market reaction to those initiatives. Variable and floating rate securities may increase or decrease in value in response to changes in interest rates, although generally to a lesser degree than fixed-income securities.
- **Investment Company Risk.** The risks of investing in investment companies, such as ETFs, typically reflect the risks of the types of instruments in which the investment companies invest. By investing in another investment company, the Fund becomes a shareholder of that investment company and bears its proportionate share of the fees and expenses of the other investment company. The Fund may be subject to statutory limits with respect to the amount it can invest in other ETFs, which may adversely affect the Fund's ability to achieve its investment objective. ETFs may be less liquid than other investments, and thus their share values more volatile than the values of the investments they hold. Investments in ETFs are also subject to the "ETF Risks" described above.
- **Large-Capitalization Risk.** The securities of large-capitalization companies may be relatively mature compared to smaller companies and therefore subject to slower growth during times of economic expansion. Large-capitalization companies also may be unable to respond quickly to new competitive challenges, such as changes in technology and consumer tastes.
- **Limited Operating History Risk.** The Fund is a recently organized investment company with a limited operating history. As a result, prospective investors have a limited track record or history on which to base their investment decision.
- **Liquidity and Valuation Risk.** It may be difficult for the Fund to purchase and sell particular investments within a reasonable time at a fair price, or the price at which it has been valued by the Adviser for purposes of the Fund's NAV, causing the Fund to be less liquid and unable to realize what the Adviser believes should be the price of the investment. Valuation of portfolio investments may be difficult, such as during periods of market turmoil or reduced liquidity, and for investments that may, for example, trade infrequently or irregularly. In these and other circumstances, an investment may be valued using fair value methodologies, which are inherently subjective, reflect good faith judgments based on available information and may not accurately estimate the price at which the Fund could sell the investment at that time.
- **Management Risk.** The Fund is actively managed and may not meet its investment objective based on the Adviser's and Sub-Adviser's success or failure to implement the Fund's strategies and to efficiently execute investment transactions, respectively. The Fund invests in derivatives instruments, which may create enhanced risks for the Fund and the Adviser's ability to control the Fund's level of risk will depend on the Adviser's skill in managing such instruments. In addition, the Adviser's evaluations and

assumptions regarding investments, interest rates, inflation, and other factors may not successfully achieve the Fund's investment objective given actual market conditions.

- **Market Risk.** The trading prices of securities and other instruments fluctuate in response to a variety of factors. These factors include events impacting the entire market or specific market segments, such as political, market and economic developments, as well as events that impact specific issuers. The Fund's NAV and market price, like security and commodity prices generally, may fluctuate significantly in response to these and other factors. As a result, an investor could lose money over short or long periods of time. U.S. and international markets have experienced significant periods of volatility in recent years due to a number of these factors, including the impact of the COVID-19 pandemic and related public health issues, growth concerns in the U.S. and overseas, uncertainties regarding interest rates, trade tensions and the threat of tariffs imposed by the U.S. and other countries. In addition, local, regional or global events such as war, including Russia's invasion of Ukraine, acts of terrorism, public health issues, recessions, rising inflation, or other events could have a significant negative impact on the Fund and its investments. These developments as well as other events could result in further market volatility and negatively affect financial asset prices, the liquidity of certain securities and the normal operations of securities exchanges and other markets.
- **Money Market Instrument Risk.** The Fund may use a variety of money market instruments for cash management purposes, including money market funds, depository accounts and repurchase agreements. Money market funds may be subject to credit risk with respect to the debt instruments in which they invest. Depository accounts may be subject to credit risk with respect to the financial institution in which the depository account is held. Money market instruments may lose money.
- **Non-Diversification Risk.** Because the Fund is "non-diversified," it may invest a greater percentage of its assets in the securities of a single issuer or a lesser number of issuers than if it was a diversified fund. As a result, the Fund may be more exposed to the risks associated with and developments affecting an individual issuer or a lesser number of issuers than a fund that invests more widely. This may increase the Fund's volatility and cause the performance of a relatively small number of issuers to have a greater impact on the Fund's performance.
- **Sector Risk.** To the extent the Fund invests more heavily in particular sectors of the economy, its performance will be especially sensitive to developments that significantly affect those sectors. The Fund may invest a significant portion of its assets in the following sectors and, therefore, the performance of the Fund could be negatively impacted by events affecting each of these sectors.
  - *Communication Services Sector Risk.* The Fund's assets will have significant exposure to the Communication Services Sector, which means the Fund will be more affected by the performance of the Communication Services Sector than a fund that is more diversified. Market or economic factors impacting companies in the Communication Services Sector that rely heavily on technological advances could have a major effect on the value of the Fund's investments. The value of stocks of communication services companies and companies that rely heavily on technology is particularly vulnerable to research and development costs, substantial capital requirements, product and services obsolescence, government regulation, and domestic and international competition, including competition from foreign competitors with lower production costs. Stocks of communication services companies and companies that rely heavily on technology, especially those of smaller, less-seasoned companies, tend to be more volatile than the overall market. Additionally, companies in the Communication Services Sector may face dramatic and often unpredictable changes in growth rates and competition for the services of qualified personnel. While all companies may be susceptible to network security breaches, certain companies in the Communication Services Sector may be particular targets of hacking and potential theft of proprietary or consumer information or disruptions in service, which could have a material adverse effect on their businesses.
  - *Information Technology Sector Risk.* The Information Technology sector includes companies engaged in internet software and services, technology hardware and storage peripherals, electronic equipment instruments and components, and semiconductors and semiconductor equipment. Information technology companies face intense competition, both domestically and internationally, which may have an adverse effect on profit margins. Information technology companies may have limited product lines, markets, financial resources or personnel. The products of information technology companies may face rapid product obsolescence due to technological developments and frequent new product introduction, unpredictable changes in growth rates and competition for the services of qualified personnel. Failure to introduce new products, develop and maintain a loyal customer base, or achieve general market acceptance for their products could have a material adverse effect on a company's business. Companies in the Information Technology Sector are heavily dependent on intellectual property and the loss of patent, copyright and trademark protections may adversely affect the profitability of these companies.
  - *Consumer Discretionary Sector Risk.* The Fund's investments are exposed to issuers conducting business in the Consumer Discretionary Sector. The manufacturing segment of the Consumer Discretionary Sector includes automotive, household durable goods, leisure equipment and textiles and apparel. The services segment includes hotels, restaurants and other leisure facilities, and consumer retailing and services. The Fund is subject to the risk that the securities of such issuers will underperform the market as a whole due to legislative or regulatory changes, adverse market conditions and/or increased

competition affecting the Consumer Discretionary Sector. The performance of companies operating in the Consumer Discretionary Sector has historically been closely tied to the performance of the overall economy, and also is affected by economic growth, consumer confidence, attitudes and spending. Changes in demographics and consumer tastes also can affect the demand for, and success of, consumer products and services in the marketplace. Moreover, the Consumer Discretionary Sector encompasses those businesses that tend to be the most sensitive to economic cycles.

- **Technology Sector Risk.** The Fund’s investments are exposed to issuers conducting business in the Technology Sector. The Technology Sector includes companies that offer software and information technology services, manufacturers and distributors of technology hardware and equipment such as communications equipment, computers and peripherals, electronic equipment and related instruments and semiconductors. The Fund is subject to the risk that the securities of such issuers will underperform the market as a whole due to legislative or regulatory changes, adverse market conditions and/or increased competition affecting the Technology Sector. The prices of the securities of companies operating in the Technology Sector are closely tied to market competition, increased sensitivity to short product cycles and aggressive pricing, and problems with bringing products to market.
- **Tax Risk.** In order to qualify for the favorable tax treatment generally available to a regulated investment company (“RIC”), the Fund must satisfy certain diversification and other requirements. In particular, at each quarter end (a) at least 50% of the value of the Fund’s total assets must generally be represented by cash and cash items, U.S. government securities, securities of other RICs and other securities, with such other securities limited, in respect to any one issuer, to an amount not greater than 5% of the value of the Fund’s total assets and that does not represent more than 10% of the outstanding voting securities of such issuer, and (b) not more than 25% of the value of the Fund’s total assets is invested in the securities (other than U.S. government securities or the securities of other RICs) of any one issuer or the securities (other than the securities of another RIC) of two or more issuers that the Fund controls and which are engaged in the same or similar trades or businesses or related trades or businesses, or the securities of one or more qualified publicly traded partnerships (the “Diversification Requirement”). The Fund anticipates gaining exposure to seven Underlying Issuers. To satisfy the Diversification Requirement, the Fund will gain exposure to the Underlying Issuers by entering into swap agreements and/or forward contracts or by investing in equity securities of an Underlying Issuer. The determination of the value and the identity of the issuer of derivatives, such as swap agreements and forward contracts, is often unclear for purposes of the Diversification Requirement described above. Although the Fund intends to carefully monitor its investments in derivatives to ensure that it is adequately diversified under the Diversification Requirement, there are no assurances that the Internal Revenue Service (“IRS”) will agree with the Fund’s determination of the issuer and valuation of such derivatives under the Diversification Requirement with respect to such derivatives. The Adviser’s and the Sub-Adviser’s efforts to satisfy the Fund’s Diversification Requirement may compromise their ability to implement the Fund’s investment strategy as effectively as they might otherwise have been able to in the absence of such a requirement. If the Fund fails to qualify as a RIC, it would be taxed in the same manner as an ordinary corporation subject to U.S. federal income tax on all its income at the fund level (unless certain relief provisions are available.) The resulting taxes could substantially reduce the Fund’s net assets and the amount of income available for distribution to shareholders. In addition, in order to requalify as a RIC, the Fund could be required to recognize unrealized gains, pay substantial taxes and interest, and make certain distributions to its shareholders. In addition, the Fund’s use of derivatives may cause the Fund to realize higher amounts of short-term capital gains or otherwise affect the Fund’s ability to pay out dividends subject to preferential rates or the dividends received deduction, thereby increasing the amount of taxes payable by some shareholders. ***Please see the section entitled “Federal Income Taxes – Taxation of the Funds” in the SAI for more information.***
- **U.S. Government Securities Risk.** U.S. government securities may or may not be backed by the full faith and credit of the U.S. government. U.S. government securities are subject to the risks associated with fixed-income and debt securities, particularly interest rate risk and credit risk.

## Performance

The Fund is new and therefore does not have a performance history for a full calendar year. In the future, performance information for the Fund will be presented in this section. Updated performance information when available, can be found on the Fund’s website at [www.roundhillinvestments.com/etf/MAGS](http://www.roundhillinvestments.com/etf/MAGS).

## Portfolio Management

<b>Adviser</b>	Roundhill Financial Inc. (the “Adviser”)
<b>Sub-Adviser</b>	Exchange Traded Concepts, LLC
<b>Portfolio Managers</b>	Will Hershey and Timothy Maloney, each a portfolio manager for the Adviser, and Andrew Serowik, Todd Alberico, Gabriel Tan and Brian Cooper, each a portfolio manager for the Sub-Adviser, have been portfolio managers of the Fund since its inception in March 2023.

## **Purchase and Sale of Shares**

The Fund issues and redeems Shares at NAV only in large blocks known as “Creation Units,” which only APs (typically, broker-dealers) may purchase or redeem. The Fund generally issues and redeems Creation Units in exchange for a portfolio of securities and/or a designated amount of U.S. cash.

Shares are listed on the Exchange, and individual Shares may only be bought and sold in the secondary market through a broker or dealer at market prices, rather than NAV. Because Shares trade at market prices rather than NAV, Shares may trade at a price greater than NAV (premium) or less than NAV (discount).

An investor may incur costs attributable to the difference between the highest price a buyer is willing to pay to purchase Shares (the “bid” price) and the lowest price a seller is willing to accept for Shares (the “ask” price) when buying or selling Shares in the secondary market. The difference in the bid and ask prices is referred to as the “bid-ask spread.”

Recent information regarding the Fund’s NAV, market price, how often Shares traded on the Exchange at a premium or discount, and bid-ask spreads can be found on the Fund’s website at [www.roundhillinvestments.com/etf/MAGS](http://www.roundhillinvestments.com/etf/MAGS).

## **Tax Information**

The Fund’s distributions are generally taxable as ordinary income, qualified dividend income, or capital gains (or a combination), unless your investment is held in an individual retirement account (“IRA”) or other tax-advantaged account. Distributions on investments made through tax-deferred arrangements may be taxed later upon withdrawal of assets from those accounts. *See “Dividends, Distributions, and Taxes - Dividends and Distributions” for more information.*

## **Financial Intermediary Compensation**

If you purchase Shares through a broker-dealer or other financial intermediary (such as a bank) (an “Intermediary”), the Adviser or its affiliates may pay Intermediaries for certain activities related to the Fund, including participation in activities that are designed to make Intermediaries more knowledgeable about exchange-traded products, including the Fund, or for other activities, such as marketing, educational training or other initiatives related to the sale or promotion of Shares. These payments may create a conflict of interest by influencing the Intermediary and your salesperson to recommend the Fund over another investment. Any such arrangements do not result in increased Fund expenses. Ask your salesperson or visit the Intermediary’s website for more information.

## ROUNDHILL S&P GLOBAL LUXURY ETF - FUND SUMMARY

### Investment Objective

The Roundhill S&P Global Luxury ETF (“S&P Global Luxury ETF” or the “Fund”) seeks to track the performance, before fees and expenses, of the S&P Global Luxury Index (the “Index”).

### Fees and Expenses of the Fund

This table describes the fees and expenses that you may pay if you buy, hold, and sell shares of the Fund (“Shares”). **You may pay other fees, such as brokerage commissions and other fees to financial intermediaries, which are not reflected in the table and Example below.**

<b>Shareholder Fees</b> ( <i>fees paid directly from your investment</i> )	None
<b>Annual Fund Operating Expenses</b> ( <i>expenses that you pay each year as a percentage of the value of your investment</i> )	
Management Fee	0.45%
Distribution and/or Service (12b-1) Fees	0.00%
Other Expenses*	0.00%
<b>Total Annual Fund Operating Expenses</b>	<b>0.45%</b>

\* “Other Expenses” have been restated to reflect expected expenses of the Fund for the current year.

### Example

This Example is intended to help you compare the cost of investing in the Fund with the cost of investing in other funds. The Example assumes that you invest \$10,000 in the Fund for the time periods indicated and then redeem all of your Shares at the end of those periods. The Example also assumes that your investment has a 5% return each year and that the Fund’s operating expenses remain the same. The Example does not take into account brokerage commissions that you may pay on your purchases and sales of Shares. Although your actual costs may be higher or lower, based on these assumptions your costs would be:

**1 Year:** \$46      **3 Years:** \$144      **5 Years:** \$252      **10 Years:** \$567

### Portfolio Turnover

The Fund pays transaction costs, such as commissions, when it buys and sells securities (or “turns over” its portfolio). A higher portfolio turnover rate may indicate higher transaction costs and may result in higher taxes when Shares are held in a taxable account. These costs, which are not reflected in the Total Annual Fund Operating Expenses or in the Example, affect the Fund’s performance. For the fiscal period ended December 31, 2023, the Fund’s portfolio turnover rate was 1% of the average value of its portfolio.

### Principal Investment Strategies

The Fund seeks to track the performance, before fees and expenses, of the Index. S&P Dow Jones Indices serves as the index provider and calculation agent (the “Index Provider”).

#### *S&P Global Luxury Index*

The Index is composed of common stock of U.S. and international companies of any capitalization engaged in the production, distribution, or provision of luxury goods and services (collectively, “Luxury Companies”). The Index is a subset of the S&P Global Broad Market Index (the “BMI Index”), which provides a broad measure of global equities markets and includes approximately 13,000 companies in more than 50 countries covering both developed and emerging markets, including U.S. companies. The eligible universe of Index constituents consists of those companies in the BMI Index that are included in certain industries in the consumer discretionary sector or the consumer staples sector, as classified by the Global Industry Classification Standards (“GICS”). Index constituents also must be listed on a developed market exchange (as determined by the Index Provider) and have a minimum three-month average daily traded value of \$1 million (\$750,000 for current constituents).

The Index Provider identifies companies engaged in the production, distribution, or provision of luxury goods and services eligible for inclusion in the Index (the “Investable Universe”) using a proprietary analysis primarily based on qualitative factors such as a company’s business description, revenue segment, and market perception. A company must also satisfy certain other criteria to be eligible for inclusion in the Index, including, among others, a minimum three-month average daily value traded of \$1 million, a stock listing on a developed market exchange, and assignment to one of certain Global Industry Classification Standard (GICS®) sub-industry classification specified in the Index methodology. Companies comprising the Investable Universe are then assigned one of the following scores based on the extent to which the qualitative factors considered indicate exposure to luxury goods and services: 0.25 (minimal luxury exposure), 0.5 (moderate luxury exposure), 0.75 (significant luxury exposure), or 1 (maximum luxury exposure)

(each, a “Luxury Exposure Score”). Once scored, companies in the Investable Universe are ranked in descending order first, by their Luxury Exposure Score and second, by their float-adjusted market capitalization. The top 80 highest ranking companies are selected as the constituents of the Index. Index constituents are weighted based on their Luxury Exposure Score multiplied by their float-adjusted market capitalization subject to certain single stock weight caps. Constituents with a Luxury Exposure Score of: (i) 1 are capped at 8%; (ii) 0.75 are capped at 6%; (iii) 0.5 are capped at 4%; and (iv) 0.25 are capped at 2%. Any excess capped weight is proportionally redistributed to uncapped constituents until all the constraints are satisfied. The Index Provider’s evaluation of the qualitative factors used to identify companies that comprise the Investable Universe and assign a Luxury Exposure Score to each such company involves significant subjectivity on the part of the Index Provider and its Index Committee. The Index is reconstituted and rebalanced annually after the close of business on the last business day of July.

### *The Fund’s Investment Strategy*

Under normal circumstances, at least 80% of the Fund’s net assets (plus any borrowings for investment purposes) will be invested in the constituents of the Index or investments with similar economic characteristics, including American Depositary Receipts (“ADRs”).

The Fund will generally use a “replication” strategy to achieve its investment objective, meaning it generally will invest in all of the constituent securities of the Index in approximately the same proportions as in the Index. However, the Fund may use a “representative sampling” strategy, meaning it may invest in a sample of the securities in the Index whose risk, return and other characteristics closely resemble the risk, return and other characteristics of the Index as a whole, when Exchange Traded Concepts, LLC (the “Sub-Adviser”), the Fund’s sub-adviser, believes it is in the best interests of the Fund (e.g., when replicating the Index involves practical difficulties or substantial costs, an Index constituent becomes temporarily illiquid, unavailable, or less liquid, or as a result of legal restrictions or limitations that apply to the Fund but not to the Index).

The Fund also may invest in securities or other investments not included in the Index, but which the Sub-Adviser believes will help the Fund seek to track the Index. For example, the Fund may invest in securities that are not constituents of the Index to reflect various corporate actions and other pending changes to the Index (such as reconstitutions, additions, and deletions).

To the extent the Index concentrates (i.e., holds more than 25% of its total assets) in the securities of a particular industry or group of related industries, the Fund will concentrate its investments to approximately the same extent as the Index. As of March 31, 2024, the Index was concentrated in the Textiles, Apparel and Luxury Goods Industry.

The Fund is classified as a “non-diversified” investment company under the Investment Company Act of 1940, as amended (the “1940 Act”).

### **Principal Investment Risks**

The principal risks of investing in the Fund are summarized below. The principal risks are presented in alphabetical order to facilitate finding particular risks and comparing them with the risks of other funds. Each risk summarized below is considered a “principal risk” of investing in the Fund, regardless of the order in which it appears. As with any investment, there is a risk that you could lose all or a portion of your investment in the Fund. Some or all of these risks may adversely affect the Fund’s net asset value (“NAV”), trading price, yield, total return and/or ability to meet its investment objective. The following risks could affect the value of your investment in the Fund:

- **Concentration Risk.** Because the Fund’s assets will be concentrated in an industry or group of industries to the extent the Index concentrates in a particular industry or group of industries, the Fund is subject to loss due to adverse occurrences that may affect such industry or group of industries.
  - *Textiles, Apparel and Luxury Goods Industry Risk.* Companies in the textiles, apparel and luxury goods industry face intense competition and are dependent on their ability to maintain brand image. Companies may be subject to changes in consumer preferences, and technologies employed by textiles, apparel and luxury goods companies may become obsolete. Companies in this industry are dependent on consumer spending and, as such, are likely to be sensitive to any downturns in the broader economy. Demand for products may be seasonal, and incorrect assessment of future demand can lead to overproduction of underproduction, which can impact company profitability.
- **Currency Exchange Rate Risk.** The Fund may invest in investments denominated in non-U.S. currencies or in securities that provide exposure to such currencies. Changes in currency exchange rates and the relative value of non-U.S. currencies will affect the value of the Fund’s investment and the value of your Shares. Currency exchange rates can be very volatile and can change quickly and unpredictably. As a result, the value of an investment in the Fund may change quickly and without warning and you may lose money.
- **Cybersecurity Risk.** Cybersecurity incidents may allow an unauthorized party to gain access to Fund assets or proprietary information, or cause the Fund, the Adviser, the Sub-Adviser and/or other service providers (including custodians and financial intermediaries) to suffer data breaches or data corruption. Additionally, cybersecurity failures or breaches of the electronic systems of the Fund, the Adviser, the Sub-Adviser or the Fund’s other service providers, market makers, Authorized Participants (“APs”), the Fund’s primary listing exchange, or the issuers of securities in which the Fund invests have the ability to disrupt and

negatively affect the Fund's business operations, including the ability to purchase and sell Shares, potentially resulting in financial losses to the Fund and its shareholders.

- **Data Risk.** The composition of the Index is dependent on information and data supplied by third parties. When data proves to be incorrect or incomplete, any decisions made in reliance thereon may lead to the inclusion or exclusion of securities from the Index universe that would have been excluded or included had the data been correct and complete. If the composition of the Index reflects such errors, the Fund's portfolio can be expected to also reflect the errors.
- **Depository Receipt Risk.** Depository receipts, including ADRs, involve risks similar to those associated with investments in foreign securities, such as changes in political or economic conditions of other countries and changes in the exchange rates of foreign currencies. Depository receipts listed on U.S. exchanges are issued by banks or trust companies, and entitle the holder to all dividends and capital gains that are paid out on the underlying foreign shares ("Underlying Shares"). When the Fund invests in depository receipts as a substitute for an investment directly in the Underlying Shares, the Fund is exposed to the risk that the depository receipts may not provide a return that corresponds precisely with that of the Underlying Shares. Because the Underlying Shares trade on foreign exchanges that may be closed when the Fund's primary listing exchange is open, the Fund may experience premiums and discounts greater than those of funds without exposure to such Underlying Shares.
- **Emerging and Developing Markets Risk.** The Fund may invest in companies organized in emerging and developing market nations. Investments in securities and instruments traded in developing or emerging markets, or that provide exposure to such securities or markets, can involve additional risks relating to political, economic, or regulatory conditions not associated with investments in U.S. securities and instruments or investments in more developed international markets. Such conditions may impact the ability of the Fund to buy, sell or otherwise transfer securities, adversely affect the trading market and price for Fund shares and cause the Fund to decline in value.
- **Equity Market Risk.** The equity securities held in the Fund's portfolio may experience sudden, unpredictable drops in value or long periods of decline in value. This may occur because of factors that affect securities markets generally or factors affecting specific issuers, industries, sectors or companies in which the Fund invests. Common stocks are generally exposed to greater risk than other types of securities, such as preferred stocks and debt obligations, because common stockholders generally have inferior rights to receive payment from issuers.
- **ETF Risks.** The Fund is an ETF and, as a result of its structure, it is exposed to the following risks:
  - *Authorized Participants, Market Makers, and Liquidity Providers Concentration Risk.* The Fund has a limited number of financial institutions that may act as APs. In addition, there may be a limited number of market makers and/or liquidity providers in the marketplace. Shares may trade at a material discount to NAV and possibly face delisting if either: (i) APs exit the business or otherwise become unable to process creation and/or redemption orders and no other APs step forward to perform these services, or (ii) market makers and/or liquidity providers exit the business or significantly reduce their business activities and no other entities step forward to perform their functions.
  - *Costs of Buying or Selling Shares Risk.* Due to the costs of buying or selling Shares, including brokerage commissions imposed by brokers and bid/ask spreads, frequent trading of Shares may significantly reduce investment results and an investment in Shares may not be advisable for investors who anticipate regularly making small investments.
  - *Shares May Trade at Prices Other Than NAV Risk.* As with all ETFs, Shares may be bought and sold in the secondary market at market prices. Although it is expected that the market price of Shares will approximate the Fund's NAV, there may be times when the market price of Shares is more than the NAV intra-day (premium) or less than the NAV intra-day (discount) due to supply and demand of Shares or during periods of market volatility. This risk is heightened in times of market volatility, periods of steep market declines, and periods when there is limited trading activity for Shares in the secondary market, in which case such premiums or discounts may be significant. Because securities held by the Fund may trade on foreign exchanges that are closed when the Fund's primary listing exchange is open, the Fund is likely to experience premiums or discounts greater than those of ETFs that invest in and hold only securities and other investments that are listed and trade in the U.S.
  - *Trading Risk.* Although Shares are listed for trading on the NYSE Arca, Inc. (the "Exchange") and may be traded on U.S. exchanges other than the Exchange, there can be no assurance that Shares will trade with any volume, or at all, on any stock exchange. In stressed market conditions, the liquidity of Shares may begin to mirror the liquidity of the Fund's underlying portfolio holdings, which can be significantly less liquid than the Shares.
- **Foreign Securities Risk.** Investments in non-U.S. securities involve certain risks that may not be present with investments in U.S. securities. These include risks of adverse changes in foreign economic, political, regulatory and other conditions, or changes in currency exchange rates or exchange control regulations (including limitations on currency movements and exchanges). The securities of some foreign companies may be less liquid and, at times, more volatile than securities of comparable U.S. companies. There may be less information publicly available about a non-U.S. issuer than a U.S. issuer. Non-U.S. issuers may be subject to different accounting, auditing, financial reporting and investor protection standards than U.S. issuers. Investments in

non-U.S. securities also may be subject to withholding or other taxes and may be subject to additional trading, settlement, custodial, and operational risks. With respect to certain countries, there is the possibility of government intervention and expropriation or nationalization of assets. Because legal systems differ, there also is the possibility that it will be difficult to obtain or enforce legal judgments in certain countries. Since foreign exchanges may be open on days when the Fund does not price its shares, the value of the securities in the Fund's portfolio may change on days when shareholders will not be able to purchase or sell the Fund's shares. Conversely, Shares may trade on days when foreign exchanges are closed. Each of these factors can make investments in the Fund more volatile and potentially less liquid than other types of investments.

- **Geographic Investment Risk.** To the extent the Fund invests a significant portion of its assets in the securities of companies of a single country or region, it is more likely to be impacted by events or conditions affecting that country or region.
- **Index Provider Risk.** There is no assurance that the Index Provider, or any agents that act on its behalf, will compile the Index accurately, or that the Index will be determined, constructed, reconstituted, rebalanced, composed, calculated or disseminated accurately. The Adviser relies upon the Index Provider and its agents to compile, determine, construct, reconstitute, rebalance, compose, calculate, and disseminate the Index accurately. Any losses or costs associated with errors made by the Index Provider or its agents generally will be borne by the Fund and its shareholders.
- **Limited Operating History Risk.** The Fund is a recently organized investment company with a limited operating history. As a result, prospective investors have a limited track record or history on which to base their investment decision.
- **Market Capitalization Risk.**
  - *Large-Capitalization Investing Risk.* The securities of large-capitalization companies may be relatively mature compared to smaller companies and, therefore, subject to slower growth during times of economic expansion. Large-capitalization companies also may be unable to respond quickly to new competitive challenges, such as changes in technology and consumer tastes.
  - *Mid-Capitalization Investing Risk.* The securities of mid-capitalization companies may be more vulnerable to adverse issuer, market, political, or economic developments than securities of large-capitalization companies. The securities of mid-capitalization companies generally trade in lower volumes and are subject to greater and more unpredictable price changes than large-capitalization stocks or the stock market as a whole.
  - *Small-Capitalization Investing Risk.* The securities of small-capitalization companies may be more vulnerable to adverse issuer, market, political, or economic developments than securities of large- or mid-capitalization companies. The securities of small-capitalization companies generally trade in lower volumes and are subject to greater and more unpredictable price changes than large- or mid-capitalization stocks or the stock market as a whole. There is typically less publicly available information concerning smaller-capitalization companies than for larger, more established companies.
- **Market Risk.** The trading prices of securities and other instruments fluctuate in response to a variety of factors. These factors include events impacting the entire market or specific market segments, such as political, market and economic developments, as well as events that impact specific issuers. The Fund's NAV and market price, like security and commodity prices generally, may fluctuate significantly in response to these and other factors. As a result, an investor could lose money over short or long periods of time. U.S. and international markets have experienced significant periods of volatility in recent years due to a number of these factors, including the impact of the COVID-19 pandemic and related public health issues, growth concerns in the U.S. and overseas, uncertainties regarding interest rates, trade tensions and the threat of tariffs imposed by the U.S. and other countries. In addition, local, regional or global events such as war, including Russia's invasion of Ukraine, acts of terrorism, public health issues, recessions, rising inflation, or other events could have a significant negative impact on the Fund and its investments. These developments as well as other events could result in further market volatility and negatively affect financial asset prices, the liquidity of certain securities and the normal operations of securities exchanges and other markets.
- **Non-Diversification Risk.** Because the Fund is "non-diversified," it may invest a greater percentage of its assets in the securities of a single issuer or a lesser number of issuers than if it was a diversified fund. As a result, the Fund may be more exposed to the risks associated with and developments affecting an individual issuer or a lesser number of issuers than a fund that invests more widely. This may increase the Fund's volatility and cause the performance of a relatively small number of issuers to have a greater impact on the Fund's performance.
- **Passive Investment Risk.** The Fund is not actively managed and its Sub-Adviser would not sell an investment designed to provide exposure to the Index or a constituent holding of the Index due to current or projected underperformance of a security industry or sector unless that security is removed from the Index or the selling of shares of that security is otherwise required upon a rebalancing of the Index as addressed in the Index methodology.
- **Sector Risk.** To the extent the Fund invests more heavily in particular sectors of the economy, its performance will be especially sensitive to developments that significantly affect those sectors. The Fund may invest a significant portion of its assets in the



following sectors and, therefore, the performance of the Fund could be negatively impacted by events affecting each of these sectors.

- *Consumer Discretionary Sector Risk.* Consumer discretionary companies are companies that provide non-essential goods and services, such as retailers, media companies and consumer services. These companies manufacture products and provide discretionary services directly to the consumer, and the success of these companies tied closely to the performance of the overall domestic and international economy, interest rates, competition and consumer confidence.
- **Tracking Error Risk.** As with all index funds, the performance of the Fund and its Index may differ from each other for a variety of reasons. For example, the Fund incurs operating expenses and portfolio transaction costs not incurred by the Index. In addition, the Fund may not be fully invested in the securities of the Index at all times or may hold securities not included in the Index.

## Performance

The Fund is new and therefore does not have a performance history for a full calendar year. In the future, performance information for the Fund will be presented in this section. Updated performance information is available on the Fund’s website at [www.roundhillinvestments.com/etf/LUXX](http://www.roundhillinvestments.com/etf/LUXX).

## Portfolio Management

<b>Adviser</b>	Roundhill Financial Inc. (the “Adviser”)
<b>Sub-Adviser</b>	Exchange Traded Concepts, LLC
<b>Portfolio Managers</b>	Andrew Serowik, Todd Alberico, Gabriel Tan, and Brian Cooper, each a portfolio manager for the Sub-Adviser, have been portfolio managers of the Fund since its inception in July 2023.

## Purchase and Sale of Shares

The Fund issues and redeems Shares at NAV only in large blocks known as “Creation Units,” which only APs (typically, broker-dealers) may purchase or redeem. The Fund generally issues and redeems Creation Units in exchange for a portfolio of securities and/or a designated amount of U.S. cash.

Shares are listed on the Exchange, and individual Shares may only be bought and sold in the secondary market through a broker or dealer at market prices, rather than NAV. Because Shares trade at market prices rather than NAV, Shares may trade at a price greater than NAV (premium) or less than NAV (discount).

An investor may incur costs attributable to the difference between the highest price a buyer is willing to pay to purchase Shares (the “bid” price) and the lowest price a seller is willing to accept for Shares (the “ask” price) when buying or selling Shares in the secondary market. The difference in the bid and ask prices is referred to as the “bid-ask spread.”

Recent information regarding the Fund’s NAV, market price, how often Shares traded on the Exchange at a premium or discount, and bid-ask spreads can be found on the Fund’s website at [www.roundhillinvestments.com/etf/LUXX](http://www.roundhillinvestments.com/etf/LUXX).

## Tax Information

The Fund’s distributions are generally taxable as ordinary income, qualified dividend income, or capital gains (or a combination), unless your investment is held in an individual retirement account (“IRA”) or other tax-advantaged account. Distributions on investments made through tax-deferred arrangements may be taxed later upon withdrawal of assets from those accounts. *See “Dividends, Distributions, and Taxes - Dividends and Distributions” for more information.*

## Financial Intermediary Compensation

If you purchase Shares through a broker-dealer or other financial intermediary (such as a bank) (an “Intermediary”), the Adviser or its affiliates may pay Intermediaries for certain activities related to the Fund, including participation in activities that are designed to make Intermediaries more knowledgeable about exchange-traded products, including the Fund, or for other activities, such as marketing, educational training or other initiatives related to the sale or promotion of Shares. These payments may create a conflict of interest by influencing the Intermediary and your salesperson to recommend the Fund over another investment. Any such arrangements do not result in increased Fund expenses. Ask your salesperson or visit the Intermediary’s website for more information.

## ROUNDHILL ALERIAN LNG ETF - FUND SUMMARY

### Investment Objective

The Roundhill Alerian LNG ETF (“Alerian LNG ETF” or the “Fund”) seeks to track the performance, before fees and expenses, of the Alerian Liquefied Natural Gas Index (the “Index”).

### Fees and Expenses of the Fund

This table describes the fees and expenses that you may pay if you buy, hold, and sell shares of the Fund (“Shares”). **You may pay other fees, such as brokerage commissions and other fees to financial intermediaries, which are not reflected in the table and Example below.**

<b>Shareholder Fees</b> ( <i>fees paid directly from your investment</i> )	None
<b>Annual Fund Operating Expenses</b> ( <i>expenses that you pay each year as a percentage of the value of your investment</i> )	
Management Fee	0.65%
Distribution and/or Service (12b-1) Fees	0.00%
Other Expenses*	0.00%
<b>Total Annual Fund Operating Expenses</b>	<b>0.65%</b>

\* “Other Expenses” have been restated to reflect expected expenses of the Fund for the current year.

### Example

This Example is intended to help you compare the cost of investing in the Fund with the cost of investing in other funds. The Example assumes that you invest \$10,000 in the Fund for the time periods indicated and then redeem all of your Shares at the end of those periods. The Example also assumes that your investment has a 5% return each year and that the Fund’s operating expenses remain the same. The Example does not take into account brokerage commissions that you may pay on your purchases and sales of Shares. Although your actual costs may be higher or lower, based on these assumptions your costs would be:

**1 Year:** \$66      **3 Years:** \$208      **5 Years:** \$362      **10 Years:** \$810

### Portfolio Turnover

The Fund pays transaction costs, such as commissions, when it buys and sells securities (or “turns over” its portfolio). A higher portfolio turnover rate may indicate higher transaction costs and may result in higher taxes when Shares are held in a taxable account. These costs, which are not reflected in the Total Annual Fund Operating Expenses or in the Example, affect the Fund’s performance. For the fiscal period ended December 31, 2023, the Fund’s portfolio turnover rate was 11% of the average value of its portfolio.

### Principal Investment Strategies

The Fund seeks to track the performance, before fees and expenses, of the Index. VettaFi LLC is the index provider and serves as the index calculation agent (the “Index Provider”).

#### *Alerian Liquefied Natural Gas Index*

The Index is composed of the common stock of domestic and international companies in both developed and emerging markets, that are principally engaged in or derive significant revenue from the liquefied natural gas industry (“LNG Industry”). The eligible universe of the Index consists of companies that are principally engaged in the following segments of the LNG Industry:

- Liquefaction – companies that operate liquefaction facilities and related services;
- Liquefied Natural Gas Carriers – companies that engage in transporting liquefied natural gas;
- Regasification – companies that operate regasification (converting the liquid back to a gaseous state) facilities and related services; or
- Diversified Liquefied Natural Gas – diversified energy or midstream energy companies engaged in one or more of the activities along the LNG Industry’s value chain (the “LNG Value Chain”). The LNG Value Chain represents the process whereby natural gas is liquefied, transported, and ultimately regasified for end use. The LNG Value Chain includes transportation of natural gas to liquefaction facilities, the process of converting natural gas to liquefied natural gas, the distribution of liquefied natural gas, and ultimately regasification for consumption. This segment may include companies included in one of the three preceding segments.

In addition, certain companies that are not principally engaged in the LNG Industry but derive significant revenue from the LNG Industry may be included in the Index, provided: (i) such revenue represents more than 20% of the company's total revenue and such revenue is independently reported in the company's financial reports; (ii) applicable revenue is likely to have a material impact on the company's overall share price performance; (iii) research and development investments in technology in the LNG Industry are at the forefront of the company's future initiatives; or (iv) the company's applicable business is likely to have a significant impact on the LNG Industry as a whole.

Each Index constituent also must have (i) a minimum float-adjusted market capitalization value of at least \$50 million (USD), (ii) a minimum free float factor of 20% (*i.e.*, at least 20% of its outstanding shares are not restricted and are available for secondary market investment and trading), and (iii) a minimum three-month average daily traded value of \$1 million (USD) (companies that have traded for fewer than three calendar months but at least 22 trading days will be eligible for inclusion in the Index based on their average daily trading value for their entire trading history).

The weight of each Index constituent is determined as follows:

- each Index constituent's float market capitalization is multiplied by the percentage of the company's revenue exposure to a single LNG Industry segment or the sum of multiple LNG Industry segments to derive a company's revenue-adjusted float market capitalization;
- each Index constituent is then weighted based on its revenue-adjusted float market capitalization subject to a 20% cap;
- Index constituents deriving less than 20% of their revenue from the sum of one or more segments of the LNG Industry shall not be given a weight exceeding 2%; and
- weights are adjusted so Index constituents above 5% cannot exceed 40% of the Index.

The Index is reconstituted on a semi-annual basis on the third Friday of June and December and rebalanced quarterly on the third Friday of the last month of each calendar quarter. As of March 31, 2024, the Index was composed of 27 constituents.

#### *The Fund's Investment Strategy*

Under normal circumstances, at least 80% of the Fund's net assets (plus any borrowings for investment purposes) will be invested in constituents of the Index or investments with similar economic characteristics, including American Depositary Receipts ("ADRs").

The Fund will generally use a "replication" strategy to achieve its investment objective, meaning it generally will invest in all of the constituent securities of the Index in approximately the same proportions as in the Index. However, the Fund may use a "representative sampling" strategy, meaning it may invest in a sample of the securities in the Index whose risk, return and other characteristics closely resemble the risk, return and other characteristics of the Index as a whole, when Exchange Traded Concepts, LLC (the "Sub-Adviser"), the Fund's sub-adviser, believes it is in the best interests of the Fund (*e.g.*, when replicating the Index involves practical difficulties or substantial costs, an Index constituent becomes temporarily illiquid, unavailable, or less liquid, or as a result of legal restrictions or limitations that apply to the Fund but not to the Index).

The Fund also may invest in securities or other investments not included in the Index, but which the Sub-Adviser believes will help the Fund seek to track the Index. For example, the Fund may invest in securities that are not constituents of the Index to reflect various corporate actions and other pending changes to the Index (such as reconstitutions, additions, and deletions).

To the extent the Index concentrates (*i.e.*, holds more than 25% of its total assets) in the securities of a particular industry or group of related industries, the Fund will concentrate its investments to approximately the same extent as the Index. As of March 31, 2024, the Index was concentrated in the Oil & Gas Producers Industry.

The Fund is classified as a "non-diversified" investment company under the Investment Company Act of 1940, as amended (the "1940 Act").

#### **Principal Investment Risks**

The principal risks of investing in the Fund are summarized below. The principal risks are presented in alphabetical order to facilitate finding particular risks and comparing them with the risks of other funds. Each risk summarized below is considered a "principal risk" of investing in the Fund, regardless of the order in which it appears. As with any investment, there is a risk that you could lose all or a portion of your investment in the Fund. Some or all of these risks may adversely affect the Fund's net asset value ("NAV"), trading price, yield, total return and/or ability to meet its investment objective. The following risks could affect the value of your investment in the Fund:

- **Concentration Risk.** Because the Fund's assets will be concentrated in an industry or group of industries to the extent the Index concentrates in a particular industry or group of industries, the Fund is subject to loss due to adverse occurrences that may affect that industry or group of industries.

- *Oil & Gas Producers Industry Risk.* Companies in the Oil and Gas Producers Industry are affected by worldwide energy prices and exploration and production costs. Companies in the Oil and Gas Producers Industry may have significant operations in areas at risk for natural disasters, social and political unrest, and environmental damage. These companies may also be at risk for increased government regulation and intervention, litigation, and negative publicity and public perception.
- **Currency Exchange Rate Risk.** The Fund may invest in investments denominated in non-U.S. currencies or in securities that provide exposure to such currencies. Changes in currency exchange rates and the relative value of non-U.S. currencies will affect the value of the Fund's investment and the value of your Shares. Currency exchange rates can be very volatile and can change quickly and unpredictably. As a result, the value of an investment in the Fund may change quickly and without warning and you may lose money.
- **Cybersecurity Risk.** Cybersecurity incidents may allow an unauthorized party to gain access to Fund assets or proprietary information, or cause the Fund, the Adviser, the Sub-Adviser and/or other service providers (including custodians and financial intermediaries) to suffer data breaches or data corruption. Additionally, cybersecurity failures or breaches of the electronic systems of the Fund, the Adviser, the Sub-Adviser or the Fund's other service providers, market makers, Authorized Participants ("APs"), the Fund's primary listing exchange, or the issuers of securities in which the Fund invests have the ability to disrupt and negatively affect the Fund's business operations, including the ability to purchase and sell Shares, potentially resulting in financial losses to the Fund and its shareholders.
- **Data Risk.** The composition of the Index is dependent on information and data supplied by third parties. When data proves to be incorrect or incomplete, any decisions made in reliance thereon may lead to the inclusion or exclusion of securities from the Index universe that would have been excluded or included had the data been correct and complete. If the composition of the Index reflects such errors, the Fund's portfolio can be expected to also reflect the errors.
- **Depository Receipt Risk.** Depository receipts, including ADRs, involve risks similar to those associated with investments in foreign securities, such as changes in political or economic conditions of other countries and changes in the exchange rates of foreign currencies. Depository receipts listed on U.S. exchanges are issued by banks or trust companies, and entitle the holder to all dividends and capital gains that are paid out on the underlying foreign shares ("Underlying Shares"). When the Fund invests in depository receipts as a substitute for an investment directly in the Underlying Shares, the Fund is exposed to the risk that the depository receipts may not provide a return that corresponds precisely with that of the Underlying Shares. Because the Underlying Shares trade on foreign exchanges that may be closed when the Fund's primary listing exchange is open, the Fund may experience premiums and discounts greater than those of funds without exposure to such Underlying Shares.
- **Emerging and Developing Markets Risk.** The Fund's direct or indirect investments in securities of issuers in emerging and developing market countries are subject to all of the risks of foreign investing generally, and have additional heightened risks due to a lack of established legal, political, business, and social frameworks to support securities markets, including: delays in settling portfolio securities transactions; currency and capital controls; greater sensitivity to interest rate changes; pervasiveness of corruption and crime; currency exchange rate volatility; and inflation, deflation, or currency devaluation.
- **Equity Market Risk.** The equity securities held in the Fund's portfolio may experience sudden, unpredictable drops in value or long periods of decline in value. This may occur because of factors that affect securities markets generally or factors affecting specific issuers, industries, sectors or companies in which the Fund invests. Common stocks are generally exposed to greater risk than other types of securities, such as preferred stocks and debt obligations, because common stockholders generally have inferior rights to receive payment from issuers.
- **ETF Risks.** The Fund is an ETF and, as a result of its structure, it is exposed to the following risks:
  - *Authorized Participants, Market Makers, and Liquidity Providers Concentration Risk.* The Fund has a limited number of financial institutions that may act as APs. In addition, there may be a limited number of market makers and/or liquidity providers in the marketplace. Shares may trade at a material discount to NAV and possibly face delisting if either: (i) APs exit the business or otherwise become unable to process creation and/or redemption orders and no other APs step forward to perform these services, or (ii) market makers and/or liquidity providers exit the business or significantly reduce their business activities and no other entities step forward to perform their functions.
  - *Costs of Buying or Selling Shares Risk.* Due to the costs of buying or selling Shares, including brokerage commissions imposed by brokers and bid/ask spreads, frequent trading of Shares may significantly reduce investment results and an investment in Shares may not be advisable for investors who anticipate regularly making small investments.
  - *Shares May Trade at Prices Other Than NAV Risk.* As with all ETFs, Shares may be bought and sold in the secondary market at market prices. Although it is expected that the market price of Shares will approximate the Fund's NAV, there may be times when the market price of Shares is more than the NAV intra-day (premium) or less than the NAV intra-day (discount) due to supply and demand of Shares or during periods of market volatility. This risk is heightened in times of market volatility, periods of steep market declines, and periods when there is limited trading activity for Shares in the secondary market, in which case such premiums or discounts may be significant. Because securities held by the Fund may trade on

foreign exchanges that are closed when the Fund's primary listing exchange is open, the Fund is likely to experience premiums or discounts greater than those of ETFs that invest in and hold only securities and other investments that are listed and trade in the U.S.

- *Trading Risk.* Although Shares are listed for trading on the NYSE Arca, Inc. (the "Exchange") and may be traded on U.S. exchanges other than the Exchange, there can be no assurance that Shares will trade with any volume, or at all, on any stock exchange. In stressed market conditions, the liquidity of Shares may begin to mirror the liquidity of the Fund's underlying portfolio holdings, which can be significantly less liquid than the Shares.
- **Foreign Securities Risk.** Investments in non-U.S. securities involve certain risks that may not be present with investments in U.S. securities. These include risks of adverse changes in foreign economic, political, regulatory and other conditions, or changes in currency exchange rates or exchange control regulations (including limitations on currency movements and exchanges). The securities of some foreign companies may be less liquid and, at times, more volatile than securities of comparable U.S. companies. There may be less information publicly available about a non-U.S. issuer than a U.S. issuer. Non-U.S. issuers may be subject to different accounting, auditing, financial reporting and investor protection standards than U.S. issuers. Investments in non-U.S. securities also may be subject to withholding or other taxes and may be subject to additional trading, settlement, custodial, and operational risks. With respect to certain countries, there is the possibility of government intervention and expropriation or nationalization of assets. Because legal systems differ, there also is the possibility that it will be difficult to obtain or enforce legal judgments in certain countries. Since foreign exchanges may be open on days when the Fund does not price its shares, the value of the securities in the Fund's portfolio may change on days when shareholders will not be able to purchase or sell the Fund's shares. Conversely, Shares may trade on days when foreign exchanges are closed. Each of these factors can make investments in the Fund more volatile and potentially less liquid than other types of investments.
- **Geographic Investment Risk.** To the extent the Fund invests a significant portion of its assets in the securities of companies of a single country or region, it is more likely to be impacted by events or conditions affecting that country or region.
- **Index Provider Risk.** There is no assurance that the Index Provider, or any agents that act on its behalf, will compile the Index accurately, or that the Index will be determined, constructed, reconstituted, rebalanced, composed, calculated or disseminated accurately. The Adviser relies upon the Index Provider and its agents to compile, determine, construct, reconstitute, rebalance, compose, calculate (or arrange for an agent to calculate), and disseminate the Index accurately. Any losses or costs associated with errors made by the Index Provider or its agents generally will be borne by the Fund and its shareholders.
- **Limited Operating History Risk.** The Fund is a recently organized investment company with a limited operating history. As a result, prospective investors have a limited track record or history on which to base their investment decision.
- **Market Capitalization Risk.**
  - *Large-Capitalization Investing Risk.* The securities of large-capitalization companies may be relatively mature compared to smaller companies and, therefore, subject to slower growth during times of economic expansion. Large-capitalization companies also may be unable to respond quickly to new competitive challenges, such as changes in technology and consumer tastes.
  - *Mid-Capitalization Investing Risk.* The securities of mid-capitalization companies may be more vulnerable to adverse issuer, market, political, or economic developments than securities of large-capitalization companies. The securities of mid-capitalization companies generally trade in lower volumes and are subject to greater and more unpredictable price changes than large-capitalization stocks or the stock market as a whole.
  - *Small-Capitalization Investing Risk.* The securities of small-capitalization companies may be more vulnerable to adverse issuer, market, political, or economic developments than securities of large- or mid-capitalization companies. The securities of small-capitalization companies generally trade in lower volumes and are subject to greater and more unpredictable price changes than large- or mid-capitalization stocks or the stock market as a whole. There is typically less publicly available information concerning smaller-capitalization companies than for larger, more established companies.
- **Market Risk.** The trading prices of securities and other instruments fluctuate in response to a variety of factors. These factors include events impacting the entire market or specific market segments, such as political, market and economic developments, as well as events that impact specific issuers. The Fund's NAV and market price, like security and commodity prices generally, may fluctuate significantly in response to these and other factors. As a result, an investor could lose money over short or long periods of time. U.S. and international markets have experienced significant periods of volatility in recent years due to a number of these factors, including the impact of the COVID-19 pandemic and related public health issues, growth concerns in the U.S. and overseas, uncertainties regarding interest rates, trade tensions and the threat of tariffs imposed by the U.S. and other countries. In addition, local, regional or global events such as war, including Russia's invasion of Ukraine, acts of terrorism, public health issues, recessions, rising inflation, or other events could have a significant negative impact on the Fund and its investments. These developments as well as other events could result in further market volatility and negatively affect financial asset prices, the liquidity of certain securities and the normal operations of securities exchanges and other markets.

- **Non-Diversification Risk.** Because the Fund is “non-diversified,” it may invest a greater percentage of its assets in the securities of a single issuer or a lesser number of issuers than if it was a diversified fund. As a result, the Fund may be more exposed to the risks associated with and developments affecting an individual issuer or a lesser number of issuers than a fund that invests more widely. This may increase the Fund’s volatility and cause the performance of a relatively small number of issuers to have a greater impact on the Fund’s performance.
- **Passive Investment Risk.** The Fund is not actively managed and its Sub-Adviser would not sell an investment designed to provide exposure to the Index or a constituent holding of the Index due to current or projected underperformance of a security industry or sector unless that security is removed from the Index or the selling of shares of that security is otherwise required upon a rebalancing of the Index as addressed in the Index methodology.
- **Sector Risk.** To the extent the Fund invests more heavily in particular sectors of the economy, its performance will be especially sensitive to developments that significantly affect those sectors. The Fund may invest a significant portion of its assets in the following sectors and, therefore, the performance of the Fund could be negatively impacted by events affecting each of these sectors.
  - *Energy Sector Risk.* The Energy Sector includes companies operating in the exploration and production, refining and marketing, and storage and transportation of oil and gas and coal and consumable fuels. It also includes companies that offer oil and gas equipment and related services. The Fund is subject to the risk that the securities of such issuers will underperform the market as a whole due to legislative or regulatory changes, adverse market conditions and/or increased competition affecting the Energy Sector. The performance of companies operating in the Energy Sector is closely tied to the price and supply of energy fuels and international political events.
- **Tracking Error Risk.** As with all index funds, the performance of the Fund and its Index may differ from each other for a variety of reasons. For example, the Fund incurs operating expenses and portfolio transaction costs not incurred by the Index. In addition, the Fund may not be fully invested in the securities of the Index at all times or may hold securities not included in the Index.

## Performance

The Fund is new and therefore does not have a performance history for a full calendar year. In the future, performance information for the Fund will be presented in this section. Updated performance information is available on the Fund’s website at [www.roundhillinvestments.com/etf/LNGG](http://www.roundhillinvestments.com/etf/LNGG).

## Portfolio Management

<b>Adviser</b>	Roundhill Financial Inc. (the “Adviser”)
<b>Sub-Adviser</b>	Exchange Traded Concepts, LLC
<b>Portfolio Managers</b>	Andrew Serowik, Todd Alberico, Gabriel Tan, and Brian Cooper, each a portfolio manager for the Sub-Adviser, have been portfolio managers of the Fund since its inception in July 2023.

## Purchase and Sale of Shares

The Fund issues and redeems Shares at NAV only in large blocks known as “Creation Units,” which only APs (typically, broker-dealers) may purchase or redeem. The Fund generally issues and redeems Creation Units in exchange for a portfolio of securities and/or a designated amount of U.S. cash.

Shares are listed on the Exchange, and individual Shares may only be bought and sold in the secondary market through a broker or dealer at market prices, rather than NAV. Because Shares trade at market prices rather than NAV, Shares may trade at a price greater than NAV (premium) or less than NAV (discount).

An investor may incur costs attributable to the difference between the highest price a buyer is willing to pay to purchase Shares (the “bid” price) and the lowest price a seller is willing to accept for Shares (the “ask” price) when buying or selling Shares in the secondary market. The difference in the bid and ask prices is referred to as the “bid-ask spread.”

Recent information regarding the Fund’s NAV, market price, how often Shares traded on the Exchange at a premium or discount, and bid-ask spreads can be found on the Fund’s website at [www.roundhillinvestments.com/etf/LNGG](http://www.roundhillinvestments.com/etf/LNGG).

## Tax Information

The Fund’s distributions are generally taxable as ordinary income, qualified dividend income, or capital gains (or a combination), unless your investment is held in an individual retirement account (“IRA”) or other tax-advantaged account. Distributions on investments made through tax-deferred arrangements may be taxed later upon withdrawal of assets from those accounts. *See “Dividends, Distributions, and Taxes - Dividends and Distributions” for more information.*

**Financial Intermediary Compensation**

If you purchase Shares through a broker-dealer or other financial intermediary (such as a bank) (an “Intermediary”), the Adviser or its affiliates may pay Intermediaries for certain activities related to the Fund, including participation in activities that are designed to make Intermediaries more knowledgeable about exchange-traded products, including the Fund, or for other activities, such as marketing, educational training or other initiatives related to the sale or promotion of Shares. These payments may create a conflict of interest by influencing the Intermediary and your salesperson to recommend the Fund over another investment. Any such arrangements do not result in increased Fund expenses. Ask your salesperson or visit the Intermediary’s website for more information.

## **ADDITIONAL INFORMATION ABOUT THE INDEXES**

*Nasdaq CTA Global Video Games Software Index<sup>TM</sup>* – Nasdaq and the CTA jointly serve as the Index Provider. Nasdaq also serves as the Index Calculation Agent.

*Morningstar<sup>®</sup> Sports Betting & iGaming Select Index* – Morningstar, Inc. serves as the Index Provider and Index Calculation Agent.

*Ball Metaverse Index* – Ball Metaverse Research Partners LLC acts as the Index Provider and Solactive AG serves as the Index Calculation Agent.

*S&P Global Luxury Index* – S&P Dow Jones Indices acts as the Index Provider and Index Calculation Agent.

*Alerian Liquefied Natural Gas Index* – VettaFi LLC acts as the Index Provider and Index Calculation Agent.

Each Index Provider and Index Calculation Agent expects to provide the Adviser with information about its Index methodology and constituents, and does not provide investment advice with respect to the desirability of seeking to track the Index or investing in, purchasing, or selling any Index constituent or securities generally. In addition, each Index Provider and Index Calculation Agent is an independent third party that is not affiliated with the respective Fund, the Adviser, the Sub-Adviser, the Fund's distributor, or any of their respective affiliates.

Each Index is calculated as a gross total return index.

## **ADDITIONAL INFORMATION ABOUT THE FUNDS**

### **Investment Objectives**

Each Fund's investment objective may be changed by the Board of Trustees (the "Board") of Listed Funds Trust (the "Trust") without shareholder approval upon written notice to shareholders.

### **Principal Investment Strategies**

The following information is in addition to, and should be read along with, the description of each Fund's principal investment strategies in each section titled "Fund Summary—Principal Investment Strategies" above.

Each Fund has adopted a policy, as described below, to comply with Rule 35d-1 under the 1940 Act. Each such policy has been adopted as a non-fundamental investment policy and may be changed without shareholder approval upon 60 days' written notice to shareholders. To the extent swaps are used to meet a Fund's Rule 35d-1 policy, the notional value of the swaps will be used when determining the Fund's compliance with its policy.

The Video Games ETF invests, under normal circumstances, at least 80% of its net assets (plus borrowings for investment purposes) in companies that are economically tied to the Video Games Industry. For purposes of the foregoing policy, a company is considered economically tied to the Video Games Industry if it earns a significant amount of its revenue from video games and is classified by CTA as a company within the Developer/Publisher Sector.

The Sports Betting ETF invests, under normal circumstances, at least 80% of its net assets (plus borrowings for investment purposes) in securities issued by Sports Betting and iGaming Companies. Sports Betting Companies are companies engaged, directly or indirectly, in analyzing sports events and wagering on the outcome. Sports Betting Companies may include companies engaged in: online bookmaking; media production connected to sports betting activities, such as the producers of podcasts, videos and blogs; developing and/or providing technology solutions and services for other Sports Betting Companies; providing marketing solutions and services for other Sports Betting Companies; and investing in Sports Betting Companies, such as owners of investment portfolios comprising companies exposed to sports betting activities or the underlying assets of such companies. iGaming Companies are companies engaged, directly or indirectly, in betting online in games of chance, such as poker, slots, blackjack, or the lottery. iGaming Companies may include companies engaged in: online bookmaking; media production connected to sports betting activities, such as the producers of podcasts, videos and blogs; developing and/or providing technology solutions and services for other iGaming Companies; providing marketing solutions and services for other iGaming Companies; investing in iGaming Companies, such as owners of investment portfolios comprising companies exposed to iGaming activities or the underlying assets of such companies; and developing and/or providing games, such as casino developers and bingo and lottery game developers.

The Ball Metaverse ETF invests, under normal circumstances, at least 80% of its net assets (plus any borrowings for investment purposes) in Metaverse Companies. For purposes of this policy, the Fund defines Metaverse Companies as foreign and domestic issuers that engage in activities or provide products, services, technologies, or technological capabilities to enable the Metaverse, and benefit from its generated revenues. More detailed information about the categories of companies included in the Index is located in the Fund's summary section.

The Cannabis ETF invests, under normal circumstances, at least 80% of its net assets (plus borrowings for investment purposes) in equity securities, including common stock and depositary receipts, of companies and REITs that receive at least 50% of their revenue or profits from, or invest a majority of their assets in, the cannabis and hemp ecosystem, and in derivatives that have economic



characteristics similar to such securities. Such policy may be changed without shareholder approval upon 60 days' written notice to shareholders.

The Magnificent Seven ETF invests, under normal market circumstances, at least 80% of its assets (plus borrowings for investment purposes) in financial instruments and other investments that provide exposure to, or in combination have economic characteristics similar or equivalent to those of, the largest (*i.e.*, top quartile by market capitalization, revenue, profit, market share or other similar metric) companies in one or more Technology Industries, as defined by an independent industry classification scheme.

The S&P Global Luxury ETF invests, under normal circumstances, the Fund invests at least 80% of its net assets (plus any borrowings for investment purposes) in the constituents of the Index or investments with similar economic characteristics, including ADRs.

The Alerian LNG ETF invests, under normal circumstances, the Fund invests at least 80% of its net assets (plus any borrowings for investment purposes) in constituents of the Index or investments with similar economic characteristics, including ADRs.

### ***Additional Information about the Funds' Investment Strategies***

#### **Video Games ETF**

To be eligible for inclusion in the Index, a company must have a market capitalization of at least \$500 million (\$300 million at the time of reconstitution for companies already included in the Index) and a three-month average daily traded value of at least \$1 million (\$500,000 at the time of reconstitution for companies already included in the Index). In addition, at least 20% of a company's total shares outstanding must be publicly available for trading. Companies domiciled in Russia or China currently are not eligible for inclusion in the Index.

#### **Sports Betting ETF**

The Morningstar<sup>®</sup> Sports Betting & iGaming Index is designed to deliver unparalleled, thematically pure exposure to the sports and online betting themes by drawing on the in-depth knowledge and forward-looking insights of Morningstar's equity research team.

At each reconstitution, securities for the Morningstar Sports Betting & iGaming Select Index are derived from the equity universe scored on the Sports Betting and iGaming themes by Morningstar's equity research team. The index components are weighted in proportion to both their combined theme score (Sports Betting score plus iGaming score) and their free-float market capitalization subject to capping constraints.

The Index is reconstituted and rebalanced annually on the Monday following the third Friday in December. Index components are capped to ensure that no Index component has a weight greater than 10% and the sum of components with weights greater than or equal to 5% cannot exceed 40%.

#### **Ball Metaverse ETF**

The Ball Metaverse Index is designed to track the performance of equity securities of foreign and domestic issuers that engage in activities or provide products, services, technologies, or technological capabilities to enable the Metaverse, and benefit from its generated revenues. The Metaverse will be supported by a wide range of technologies, tools, and standards that enable high volumes of concurrent users, a rich virtual-only economy of labor, goods, and services, and wide ranging interoperability of data, digital assets, and content.

The composition of the Index is rebalanced and/or reconstituted quarterly. Index component changes resulting from reconstitutions are made after the market close on the third Friday in March, June, September, and December and become effective at the market opening on the next trading day. The Index Provider may make extraordinary adjustments in accordance with the Index's methodology and index calculation agent guidelines.

#### **Cannabis ETF**

For temporary defensive purposes, the Fund may invest in short-term instruments such as commercial paper and/or repurchase agreements collateralized by U.S. government securities. Taking a temporary defensive position may result in the Fund not achieving its investment objective.

### **Principal Investment Risks**

An investment in a Fund entails risks. A Fund could lose money, or its performance could trail that of other investment alternatives. The following provides additional information about each Fund's principal risks. It is important that investors closely review and understand these risks before making an investment in a Fund. Each risk applies to each Fund unless otherwise specified. Just as in each Fund's summary section, the principal risks below are presented in alphabetical order to facilitate finding particular risks and comparing them with those of other funds. Each risk summarized below is considered a "principal risk" of investing in the applicable Fund, regardless of the order in which it appears.

- **Associated Risks of Video Game Companies** (*Video Games ETF only*). Video game companies face intense competition, both domestically and internationally, may have limited product lines, markets, financial resources, or personnel, may have products

that face rapid obsolescence, and are heavily dependent on the protection of patent and intellectual property rights. Pure-play companies may be dependent on one or a small number of product or product franchises for a significant portion of their revenue and profits. They may also be subject to shifting consumer preferences, including preferences with respect to gaming console platforms, and changes in consumer discretionary spending. Such factors may adversely affect the profitability and value of video game companies. Video game companies also may be subject to increasing regulatory constraints, particularly with respect to cybersecurity and privacy. In addition to the costs of complying with such constraints, the unintended disclosure of confidential information, whether because of an error or a cybersecurity event, could adversely affect the reputation, profitability and value of these companies. Video game companies may be subject to sophisticated intellectual property infringement schemes and piracy efforts, particularly in foreign markets, which may limit the revenue potential in such markets, and combating such infringement or piracy schemes may require significant expenses. Such anti-piracy programs may not be effective.

- **Cash Transaction Risk** (*Cannabis ETF and Magnificent Seven ETF only*). Each Fund expects to effect certain of its creations and redemptions for cash, rather than in-kind securities. Cash purchases and redemptions may increase brokerage and other transaction costs. In addition, a Fund may be required to sell or unwind portfolio investments to obtain the cash needed to distribute redemption proceeds. This may cause a Fund to recognize a capital gain that it might not have recognized if it had made a redemption in kind. As a result, a Fund may pay out higher annual capital gain distributions than if the in-kind redemption process was used. The use of cash creations and redemptions also may cause a Fund's Shares to trade in the market at wider bid-ask spreads or greater premiums or discounts to a Fund's NAV, particularly in times of stressed market conditions. As a practical matter, only institutions and large investors, such as market makers or other large broker dealers, create or redeem Shares directly through a Fund. Most investors will buy and sell Shares on an exchange through a broker-dealer. Furthermore, a Fund may not be able to execute cash transactions for creation and redemption purposes at the same price used to determine a Fund's NAV. To the extent that the maximum additional charge for creation or redemption transactions is insufficient to cover the execution shortfall, a Fund's performance could be negatively impacted.
- **Concentration Risk.** To the extent a Fund concentrates in the securities of issuers in a particular industry, such Fund is subject to loss due to adverse occurrences that may affect that industry or group of industries and may face more risks than if it were diversified more broadly over numerous industries. Such industry-based risks, any of which may adversely affect a Fund may include, but are not limited to, the following: general economic conditions or cyclical market patterns that could negatively affect supply and demand in a particular industry; competition for resources, adverse labor relations, political or world events; obsolescence of technologies; and increased competition or new product introductions that may affect the profitability or viability of companies in an industry. In addition, at times, an industry may be out of favor and underperform other industries or the market as a whole. For information about the industries to which a Fund has concentrated exposure, please see such Fund's Summary section.
  - *Automotive Industry (Magnificent Seven ETF only)*. The automotive industry can be highly cyclical, and companies in the industry may suffer periodic operating losses. The automotive industry also can be significantly affected by labor relations and fluctuating component prices. Companies in the automotive industry, particularly those in the electric vehicles industry, may be affected by the obsolescence of existing technology, short product cycles, falling prices and profits, competition from new market entrants and general economic conditions. While most of the major manufacturers are large, financially strong companies, many others are small and can be non-diversified in both product line and customer base. Additionally, developments in automotive technologies (e.g., autonomous vehicle technologies) may require significant capital expenditures that may not generate profits for several years, if any. Companies in the automotive industry may be significantly subject to government policies and regulations regarding imports and exports of automotive products. Governmental policies affecting the automotive industry, such as taxes, tariffs, duties, subsidies, and import and export restrictions on automotive products can influence industry profitability. In addition, such companies must comply with environmental laws and regulations, for which there may be severe consequences for non-compliance. Legislative or regulatory changes and increased government supervision also may affect companies in the automotive industry.
  - *Casinos & Gaming Industry (Sports Betting ETF only)*. The Casinos & Gaming Industry includes owners and operators of casinos and gaming facilities, and companies providing lottery and betting services. The Casinos & Gaming Industry is highly competitive and companies operating in the Casinos & Gaming Industry rely heavily on consumer spending and the availability of disposable income for success. In addition, the Casinos & Gaming Industry may be negatively affected by changes in economic conditions, consumer tastes and discretionary income levels, technological developments, limited financial resources, competition from competing entertainment options, and competition for key personnel. Casinos are closely tied to the travel and tourism industry and are particularly sensitive to economic shutdowns and mitigation strategies, such as the COVID-19 pandemic. In addition, Casinos & Gaming Industry companies are highly regulated, and state and federal legislative or regulatory changes and licensing issues (as well as the laws of other countries) can significantly impact their ability to operate in certain jurisdictions. The Casinos & Gaming Industry is a sub-industry of the Hotels, Restaurants & Leisure Industry within the Consumer Discretionary Sector.

- *E-Commerce Discretionary Industry (Magnificent Seven ETF only)*. The E-Commerce Discretionary Industry includes retailers, retail outlets, and wholesalers offering a wide variety of products or specializing in a single class of goods (e.g., computers, apparel, home improvement, etc.). Companies in the E-Commerce Discretionary Industry are dependent on consumer spending, the availability of disposable income, changing consumer tastes and preferences, consumer demographics, general economic conditions, internal infrastructure and on the availability, reliability and security of the Internet and related systems. Critical systems and operations may be vulnerable to damage or interruption from natural disasters, power loss, telecommunications failure, terrorist attacks, cyber-attacks, acts of war, break-ins, and similar events. In addition, legislative or regulatory changes and increased government supervision may affect companies in the E-Commerce Discretionary Industry. The E-Commerce Discretionary Industry is a separate industry within the Consumer Discretionary Sector.
- *Entertainment Industry Risk (Video Games ETF only)*. The Entertainment Industry is highly competitive and relies on consumer spending and the availability of disposable income for success. The prices of the securities of companies in the Entertainment Industry may fluctuate widely due to competitive pressures, heavy expenses incurred for research and development of products, problems related to bringing products to market, consumer preferences and rapid obsolescence of products. Legislative or regulatory changes and increased government supervision also may affect companies in the Entertainment Industry. The Entertainment Industry is a separate industry within the Communication Services Sector.
- *Internet Media & Services Industry (Magnificent Seven ETF only)*. The Internet Media & Services Industry includes companies engaged in content and information creation or distribution through proprietary platforms, where revenues are derived primarily through pay-per-click advertisements, including search engines, social media and networking platforms, online classifieds, and online review companies. The prices of the securities of companies in the Internet Media & Services Industry are closely tied to the performance of the overall economy and may be affected by changes in general economic growth, consumer confidence and consumer spending. Changes in demographics and consumer tastes also may affect the success of companies in the Internet Media & Services Industry. In addition, legislative or regulatory changes and increased government supervision may affect companies in the Internet Media & Services Industry. The Internet Media & Services Industry is a separate industry within the Communications Sector.
- *Internet Services & Infrastructure Industry Risk (Ball Metaverse ETF only)*. Many Internet-related companies have incurred large losses since their inception and may continue to incur large losses in the hope of capturing market share and generating future revenues. Accordingly, many such companies expect to incur significant operating losses for the foreseeable future, and may never be profitable. The markets in which many Internet companies compete face rapidly evolving industry standards, frequent new service and product announcements, introductions and enhancements, and changing customer demands. The failure of an Internet company to adapt to such changes could have a material adverse effect on the company's business. Additionally, the widespread adoption of new Internet, networking, telecommunications technologies, or other technological changes could require substantial expenditures by an Internet company to modify or adapt its services or infrastructure, which could have a material adverse effect on an Internet company's business.
- *Oil & Gas Producers Industry (Alerian LNG ETF only)*. Companies in the Oil and Gas Producers Industry are affected by worldwide energy prices and exploration and production costs. Companies in the Oil and Gas Producers Industry may have significant operations in areas at risk for natural disasters, social and political unrest, and environmental damage. These companies may also be at risk for increased government regulation and intervention, litigation, and negative publicity and public perception.
- *Pharmaceuticals, Biotechnology & Life Sciences Industry Group Risk (Cannabis ETF only)*. Companies in the Pharmaceuticals, Biotechnology & Life Sciences Industry Group can be significantly affected by, among other things, government approval of products and services, government regulation and reimbursement rates, product liability claims, patent expirations and protection, and intense competition. Companies in this industry group spend heavily on research and development, and their products or services may not prove commercially successful or may become obsolete quickly. This industry is subject to a significant amount of governmental regulation, and changes in governmental policies and the need for regulatory approvals may have a material adverse effect on this industry. The process of obtaining government approvals and maintaining compliance with regulations can be long and costly, and the process is accompanied by significant uncertainty. Companies in which the Fund may invest may not be able to maintain any regulatory approvals that they obtain for their products or their products may not be accepted by patients or providers. In addition, unanticipated problems often arise in connection with the development and marketing of new products, and many new products are ultimately unsuccessful. Companies in this industry group may not be able to obtain adequate pricing and reimbursement levels for any marketed products, impeding their ability to generate a profit. Companies also may have difficulty manufacturing, marketing, and distributing their products. Companies may further face product liability and other actions should their products be less safe or efficacious than believed, should they be deemed to have engaged in misleading practices, or should a person that received their product otherwise experience harm or injury.

- *Semiconductors Industry Risk (Ball Metaverse ETF and Magnificent Seven ETF only)*. Competitive pressures may have a significant effect on the financial condition of semiconductor companies and, as product cycles shorten and manufacturing capacity increases, these companies may become increasingly subject to aggressive pricing, which hampers profitability. Reduced demand for end-user products, under-utilization of manufacturing capacity, and other factors could adversely impact the operating results of companies in the Semiconductors Industry. Semiconductor companies typically face high capital costs and may be heavily dependent on intellectual property rights. The Semiconductors Industry is highly cyclical, which may cause the operating results of many semiconductor companies to vary significantly. The stock prices of companies in the Semiconductors Industry have been and likely will continue to be extremely volatile.
- *Software Industry Risk (Ball Metaverse ETF and Magnificent Seven ETF only)*. The Software Industry can be significantly affected by intense competition, aggressive pricing, technological innovations, and product obsolescence. Companies in the Software Industry are subject to significant competitive pressures, such as aggressive pricing, new market entrants, competition for market share, short product cycles due to an accelerated rate of technological developments and the potential for limited earnings and/or falling profit margins. These companies also face the risks that new services, equipment or technologies will not be accepted by consumers and businesses or will become rapidly obsolete. These factors can affect the profitability of these companies and, as a result, the value of their securities. Also, patent protection is integral to the success of many companies in this industry, and profitability can be affected materially by, among other things, the cost of obtaining (or failing to obtain) patent approvals, the cost of litigating patent infringement and the loss of patent protection for products (which significantly increases pricing pressures and can materially reduce profitability with respect to such products). In addition, many software companies have limited operating histories. Prices of these companies' securities historically have been more volatile than other securities, especially over the short term.
- *Technology Hardware Industry (Magnificent Seven ETF only)*. The Technology Hardware Industry includes companies that manufacture and distribute computers, servers, mainframes, peripheral devices (e.g., keyboard, mouse, etc.), high-technology components (e.g., circuit boards), and electronic office equipment. In addition, companies in the Technology Hardware Industry include producers and distributors of semiconductors and other integrated chips, other products related to the semiconductor industry such as motherboards, and manufacturers of high-technology tools and/or equipment used in the creation of semiconductors, photonics, wafers, and other high-technology components. The companies in the Technology Hardware Industry can be significantly affected by competitive pressures, aggressive pricing, technological developments, changing domestic demand, the ability to attract and retain skilled employees and availability and price of components. The market for products produced by companies in the Technology Hardware Industry is characterized by rapidly changing technology, rapid product obsolescence, cyclical market patterns, evolving industry standards and frequent new product introductions. The success of these companies depends in substantial part on the timely and successful introduction of new products. An unexpected change in one or more of the technologies affecting an issuer's products or in the market for products based on a particular technology could have a material adverse effect on a participant's operating results.

Many of the companies in the Technology Hardware Industry rely on a combination of patents, copyrights, trademarks and trade secret laws to establish and protect their proprietary rights in their products and technologies. There can be no assurance that the steps taken by the companies to protect their proprietary rights will be adequate to prevent misappropriation of their technology or that competitors will not independently develop technologies that are substantially equivalent or superior to such companies' technology. The Technology Hardware Industry is a separate industry within the Technology Sector.

- *Textiles, Apparel and Luxury Goods Industry Risk (S&P Global Luxury ETF only)*. Companies in the textiles, apparel and luxury goods industry face intense competition and are dependent on their ability to maintain brand image. Companies may be subject to changes in consumer preferences, and technologies employed by textiles, apparel and luxury goods companies may become obsolete. Companies in this industry are dependent on consumer spending and, as such, are likely to be sensitive to any downturns in the broader economy. Demand for products may be seasonal, and incorrect assessment of future demand can lead to overproduction or underproduction, which can impact company profitability.
- **Counterparty Risk (Cannabis ETF and Magnificent Seven ETF only)**. Counterparty risk is the risk that a counterparty is unwilling or unable to make timely payments or deliver the reference asset contemplated by such arrangement to meet its contractual obligations with respect to the amount a Fund expects to receive from a counterparty to a financial instrument entered into by a Fund. A Fund generally enters into derivatives transactions with counterparties such that either party can terminate the contract without penalty prior to the termination date. A Fund may be negatively impacted if a counterparty becomes bankrupt or otherwise fails to perform its obligations under such a contract, or if any collateral posted by the counterparty for the benefit of a Fund is insufficient or there are delays in the Fund's ability to access such collateral. If the counterparty becomes bankrupt or defaults on its payment, delivery or other obligations to a Fund, it may experience significant delays in obtaining any recovery, may obtain only a limited recovery or obtain no recovery, or may not be able to maintain its desired exposure to Underlying Issuers, which may result in a decline in the value of an investment held by a Fund. A Fund also may not be able to exercise remedies, such as the termination of transactions, netting of obligations and realization on collateral, if such remedies are stayed or eliminated under special resolutions adopted in the United States, the European Union and various other jurisdictions.

European Union rules and regulations intervene when a financial institution is experiencing financial difficulties and could reduce, eliminate, or convert to equity a counterparty's obligations to a Fund (sometimes referred to as a "bail in").

A Fund typically enters into transactions with counterparties that present minimal risks based on the Adviser's assessment of the counterparty's creditworthiness, or its capacity to meet its contractual obligations during the term of the derivative agreement or contract. The Adviser considers factors such as counterparty credit rating among other factors when determining whether a counterparty is creditworthy. The Adviser regularly monitors the creditworthiness of each counterparty with which a Fund transacts. A Fund generally enters into derivative transactions with major financial intermediaries and seeks to mitigate risks by generally requiring that the counterparties for a Fund post collateral, marked to market daily, in an amount approximately equal to what the counterparty owes a Fund, subject to certain minimum thresholds. To the extent any such collateral is insufficient or there are delays in accessing the collateral, a Fund will be exposed to the risks described above. If a counterparty's credit ratings decline, a Fund may be subject to a bail-in, as described above.

In addition, each Fund may enter into derivative transactions with a limited number of counterparties, which may increase a Fund's exposure to counterparty credit risk. The Funds do not specifically limit their counterparty risk with respect to any single counterparty. To the extent a Fund's counterparties are concentrated in the financial services sector, a Fund bears the risk that those counterparties may be adversely affected by legislative or regulatory changes, adverse market conditions, increased competition, and/or wide scale credit losses resulting from financial difficulties or borrowers affecting that economic sector. There is a risk that no suitable counterparties are willing to enter into, or continue to enter into, transactions with a Fund and, as a result, the Fund may not be able to achieve its investment objective.

- **Cryptocurrency Risk** (*Ball Metaverse ETF only*). While the Fund will not invest directly in bitcoin or ether, the value of the Fund's investments in Cryptocurrency ETFs with exposure to bitcoin or ether, and in publicly traded securities of companies engaged in cryptocurrency-related businesses and activities are subject to fluctuations in the value of the bitcoin and ether, which may be highly volatile as a result of the following factors.

Cryptocurrencies are digital assets designed to act as a medium of exchange. The value of cryptocurrencies is determined by supply and demand in the global cryptocurrency markets, which consist primarily of transactions of the respective cryptocurrencies on electronic exchanges or trading venues. Cryptocurrencies are relatively new, and their value is influenced by a wide variety of factors that are uncertain and difficult to evaluate, such as the infancy of their development, regulatory changes, a crisis of confidence, their dependence on technologies such as cryptographic protocols, their dependence on the role played by miners and developers and the potential for malicious activity (*e.g.*, theft).

Cryptocurrency generally operates without central authority (such as a bank) and is not backed by any government. Cryptocurrency is not legal tender. Federal, state and/or foreign governments may restrict the use and exchange of cryptocurrency, and regulation in the U.S. is still developing. The market price of cryptocurrencies, such as bitcoin and ether, has been subject to extreme fluctuations. If cryptocurrency markets continue to be subject to sharp fluctuations, investors may experience losses. The market value of cryptocurrencies may be affected by momentum pricing of the market due to speculation about future price appreciation, which may lead to increased volatility. Similar to fiat currencies (*i.e.*, a currency that is backed by a central bank or a national, supra-national or quasi-national organization), cryptocurrencies are susceptible to theft, loss and destruction. Furthermore, if a miner (in the case of bitcoin) or validator (in the case of ether), or a coordinated group of miners or validators, is able to gain control of 51% of bitcoin's network or 33% of ether's network, they would be able to execute significant attacks, control transactions, stop payments, and fraudulently obtain bitcoin. Cryptocurrency exchanges and other trading venues on which cryptocurrencies trade are relatively new and, in most cases, largely unregulated and may therefore be more exposed to market manipulation, fraud and failure than established, regulated exchanges for securities, derivatives and other currencies. Investors in cryptocurrency may have little or no recourse should such theft, fraud or manipulation occur and could suffer significant losses. Additionally, holders of cryptocurrency may not be able to access their wallets due to the loss, theft, compromise or destruction of the private keys associated with the public addresses that hold the cryptocurrency. A significant portion of bitcoin and ether is held by a small number of holders, who have the ability to manipulate the prices of such cryptocurrencies. The Fund's indirect investment in and exposure to cryptocurrency remains subject to volatility experienced by the cryptocurrency exchanges and other cryptocurrency trading venues. Such volatility can adversely affect an investment in the Fund. Cryptocurrency exchanges may stop operating or permanently shut down due to fraud, technical glitches, hackers or malware, which may also affect the price of cryptocurrencies and thus the Fund's investment in cryptocurrency-related instruments or in publicly traded securities of companies engaged in cryptocurrency-related businesses and activities.

Because cryptocurrencies have no physical existence beyond the record of transactions on their respective blockchains, a variety of technical factors related to these blockchains could also impact the price of the cryptocurrencies. For example, malicious attacks by "miners" who validate transactions, inadequate mining fees to incentivize validating of cryptocurrency transactions, and advances in quantum computing could undercut the integrity of the blockchain and negatively affect the price of cryptocurrency. The acceptance of software patches or upgrades by a significant, but not overwhelming, percentage of the users and miners in a digital asset network, such as the bitcoin or Ethereum network, could result in a "fork" in such network's

blockchain, resulting in the creation of multiple separate networks, which could compete with one another for users, miners, and developers. This could adversely affect the network and the underlying cryptocurrency's price. A fork may be intentional, such as when the Ethereum network shifted from proof-of-work to proof-of-stake. This means that instead of being required to solve complex mathematical problems validators are required to stake ether.

Factors affecting the further development of cryptocurrency include, but are not limited to, continued worldwide growth or possible cessation or reversal in the adoption and use of cryptocurrency and other digital assets; government and quasi-government regulation or restrictions on or regulation of access to and operation of digital asset networks; changes in consumer demographics and public preferences; maintenance and development of open-source software protocol; availability and popularity of other forms or methods of buying and selling goods and services; the use of the networks supporting digital assets, such as those for developing smart contracts and distributed applications; general economic conditions and the regulatory environment relating to digital assets; negative consumer or public perception; general risks tied to the use of information technologies, including cyber risks; and political or economic crises. A hack or failure of one cryptocurrency may lead to a loss in confidence in, and thus decreased usage or and or value of, other cryptocurrencies.

Currently, there is relatively limited use of cryptocurrency in the retail and commercial marketplace, which contributes to price volatility. A lack of expansion by cryptocurrencies into retail and commercial markets, or a contraction of such use, may result in increased volatility or a reduction in the value of cryptocurrencies, either of which could adversely impact the Fund's investment. In addition, to the extent market participants develop a preference for one cryptocurrency over another, the value of the less preferred cryptocurrency would likely be adversely affected.

Bitcoin is maintained on a decentralized, open source, peer-to-peer computer network, which is not owned or maintained by a single entity. The development of this network may play an important part in the value of bitcoin. In a similar fashion, ether is traded on the Ethereum network and if this network is not able to scale efficiently at the pace of demand, users may begin to lose faith in the network, which in turn will impact the overall value of ether.

- **Cryptocurrency ETF Risk.** The Fund may invest in or have exposure to one or more Cryptocurrency ETFs that primarily hold bitcoin or ether to the extent consistent with U.S. federal securities laws and related guidance applicable to the Fund. Foreign and domestic Cryptocurrency ETFs are relatively new investment products, with domestic bitcoin ETFs having commenced trading in January 2024. As a result, the Cryptocurrency ETFs in which the Fund may invest may have limited financial and operating histories. To the extent the Fund invests directly in shares of a Cryptocurrency ETF, the Fund will hold shares representing a fractional undivided beneficial interest in the net assets of the Cryptocurrency ETF and bear its ratable share of the Cryptocurrency ETF's expenses. As a result, Fund shareholders will indirectly pay the fees of any Cryptocurrency ETF to which the Fund has investment exposure in addition to the Fund's total annual fund operating expenses. The Fund's investment exposure to Cryptocurrency ETFs subjects the Fund to many of the same risks as an investment in bitcoin or ether, including those described elsewhere in this Prospectus. The value of interests in Cryptocurrency ETFs and their reference cryptocurrency is subject to a number of factors, including the capabilities and development of blockchain technologies, cryptocurrencies' dependence on the internet, other technologies, and the role played by key service providers, users, developers and other facilitators (e.g., miners) and the potential for malicious activity at various stages in the cryptocurrency investment cycle. The Fund expects to purchase shares of any Cryptocurrency ETF in the secondary market at its market price, which may be highly volatile and may not closely correspond to either the NAV per share of the Cryptocurrency ETF or the price of the reference cryptocurrency (i.e., bitcoin or ether). Shares of Cryptocurrency ETFs may trade at premiums (i.e., the market price of the shares is more than the NAV) or discounts (i.e., the market price of the shares is less than the NAV), which may be significant. The risk that share prices differ from a Cryptocurrency ETF's NAV and/or the price of the Cryptocurrency ETF's reference cryptocurrency is likely to increase during times of market volatility or stressed market conditions. Under such conditions, the market for shares of Cryptocurrency ETFs may become less liquid making it difficult for the Fund to either increase or decrease its investment exposure to Cryptocurrency ETFs. Extreme volatility affecting cryptocurrencies may persist for extended periods and the value of the Fund's investment in a Cryptocurrency ETF may decline significantly without recovery. The cryptocurrency markets and by extension, Cryptocurrency ETFs and the Fund's investments in such Cryptocurrency ETFs, also may be significantly and adversely affected by alleged and actual acts of fraud carried out by cryptocurrency market participants, the bankruptcy or other failure of key cryptocurrency service providers, and regulatory actions that negatively affect or constrain the further development of cryptocurrencies and the cryptocurrency markets. Regulatory and enforcement scrutiny of cryptocurrency market participants and the cryptocurrency markets more generally by, among others, the Department of Justice, the SEC, the CFTC, the White House and Congress, as well as state regulators and authorities has continued to increase. At this time, it is not possible to predict all the risks that such increased scrutiny may pose to Cryptocurrency ETFs, their service providers or to the cryptocurrency markets as a whole. The shares of Cryptocurrency ETFs in which the Fund may invest or to which the Fund may have investment exposure are generally not registered under the 1940 Act, and therefore, do not afford the Fund the investor protections typical of investments in U.S. registered funds.
- **Currency Exchange Rate Risk** (*all Funds except Magnificent Seven ETF*). Changes in currency exchange rates and the relative value of non-U.S. currencies will affect the value of a Fund's investments and the value of your Shares. Because a Fund's NAV is

determined on the basis of U.S. dollars, the U.S. dollar value of your investment in a Fund may go down if the value of the local currency of the non-U.S. markets in which a Fund invests depreciates against the U.S. dollar. This is true even if the local currency value of securities in the Fund's holdings goes up. Conversely, the dollar value of your investment in a Fund may go up if the value of the local currency appreciates against the U.S. dollar. The value of the U.S. dollar measured against other currencies is influenced by a variety of factors. These factors include: national debt levels and trade deficits, changes in balances of payments and trade, domestic and foreign interest and inflation rates, global or regional political, economic or financial events, monetary policies of governments, actual or potential government intervention, and global energy prices. Political instability, the possibility of government intervention and restrictive or opaque business and investment policies also may reduce the value of a country's currency. Government monetary policies and the buying or selling of currency by a country's government also may influence exchange rates. Currency exchange rates can be very volatile and can change quickly and unpredictably. As a result, the value of an investment in a Fund may change quickly and without warning, and you may lose money.

- **Cybersecurity Risk.** With the increased use of technologies such as the Internet and the dependence on computer systems to perform business and operational functions, funds (such as a Fund) and their service providers may be prone to operational and information security risks resulting from cyber-attacks and/or technological malfunctions. In general, cyber-attacks are deliberate, but unintentional events may have similar effects. Cyber-attacks include, among others, stealing or corrupting data maintained online or digitally, preventing legitimate users from accessing information or services on a website, releasing confidential information without authorization, and causing operational disruption. Cybersecurity incidents may allow an unauthorized party to gain access to Fund assets or proprietary information, or cause a Fund, the Adviser, the Sub-Adviser and/or other service providers (including custodians and financial intermediaries) to suffer data breaches or data corruption. Additionally, cybersecurity failures or breaches of the electronic systems of a Fund, the Adviser, the Sub-Adviser or a Fund's other service providers, market makers, APs, a Fund's primary listing exchange or the issuers of securities in which such Fund invests have the ability to disrupt and negatively affect the Fund's business operations, including the ability to purchase and sell Shares, potentially resulting in financial losses to the Fund and its shareholders. For instance, cyber-attacks or technical malfunctions may interfere with the processing of shareholder or other transactions, affect a Fund's ability to calculate its NAV, cause the release of private shareholder information or confidential Fund information, impede trading, cause reputational damage, and subject a Fund to regulatory fines, penalties or financial losses, reimbursement or other compensation costs, and additional compliance costs. Cyber-attacks or technical malfunctions may render records of Fund assets and transactions, shareholder ownership of Shares, and other data integral to the functioning of a Fund inaccessible or inaccurate or incomplete. A Fund also may incur substantial costs for cybersecurity risk management to prevent cyber incidents in the future. A Fund and its respective shareholders could be negatively impacted as a result.
- **Data Risk** (*S&P Global Luxury ETF and Alerian LNG ETF only*). The composition of the Index is dependent on information and data supplied by third parties. When data proves to be incorrect or incomplete, any decisions made in reliance thereon may lead to the inclusion or exclusion of securities from the Index universe that would have been excluded or included had the data been correct and complete. If the composition of the Index reflects such errors, a Fund's portfolio can be expected to also reflect the errors.
- **Depository Receipt Risk** (*all Funds except Magnificent Seven ETF*). Each Fund may hold the securities of non-U.S. companies in the form of depository receipts, including ADRs and GDRs. ADRs are negotiable certificates issued by a U.S. financial institution that represent a specified number of shares in a foreign stock and trade on a U.S. national securities exchange, such as the New York Stock Exchange (the "NYSE"). Sponsored ADRs are issued with the support of the issuer of the foreign stock underlying the ADRs and carry all of the rights of common shares, including voting rights. GDRs are similar to ADRs, but may be issued in bearer form and are typically offered for sale globally and held by a foreign branch of an international bank. The underlying issuers of certain depository receipts, particularly unsponsored or unregistered depository receipts, are under no obligation to distribute shareholder communications to the holders of such receipts, or to pass through to them any voting rights with respect to the deposited securities. Issuers of unsponsored depository receipts are not contractually obligated to disclose material information in the U.S. and, therefore, such information may not correlate to the market value of the unsponsored depository receipt. The Underlying Shares in a Fund's portfolio are usually denominated or quoted in currencies other than the U.S. Dollar. As a result, changes in foreign currency exchange rates may affect the value of such Fund's portfolio. In addition, because the Underlying Shares trade on foreign exchanges at times when the U.S. markets are not open for trading, the value of the Underlying Shares may change materially at times when the U.S. markets are not open for trading, regardless of whether there is an active U.S. market for Shares.
- **Derivatives Risk** (*Cannabis ETF and Magnificent Seven ETF only*). Each Fund intends to invest in total return swaps, which are a type of derivative. A Fund may invest in swap agreements to pursue its investment objective and to create economic leverage in a Fund; to seek to enhance total return; to seek to hedge against fluctuations in securities prices, interest rates, currency rates, etc.; to seek to change the effective duration of a Fund's portfolio; to seek to manage certain investment risks; as a substitute for the purchase or sale of securities or currencies; and/or to obtain or replicate market exposure. The use of such derivatives may expose a Fund to risks in addition to and greater than those associated with investing directly in the instruments underlying those derivatives, including risks relating to leverage, correlation (imperfect correlations with underlying instruments or a Fund's other

portfolio holdings), high price volatility, lack of availability, counterparty credit, liquidity, valuation and legal restrictions. The use of such derivatives also may expose a Fund to the performance of securities that a Fund does not own. The skills necessary to successfully execute derivatives strategies may be different from those for more traditional portfolio management techniques, and if the Adviser and Sub-Adviser are incorrect about their expectations of market conditions, the use of derivatives also could result in a loss, which in some cases may be unlimited. Use of derivatives also may cause a Fund to be subject to additional regulations, which may generate additional Fund expenses. These practices also entail transactional expenses and may cause a Fund to realize higher amounts of short-term capital gains than if the Fund had not engaged in such transactions. The markets for certain derivatives, including those located in certain foreign countries, are relatively new and still developing, which may expose a Fund to increased counterparty credit and liquidity risks.

Certain of the derivatives in which a Fund invests are traded (and privately negotiated) in the OTC market. OTC derivatives are complex and often valued subjectively, which exposes a Fund to heightened liquidity, mispricing and valuation risks. Improper valuations can result in increased cash payment requirements to counterparties or a loss of value to a Fund. In addition, OTC derivative instruments are often highly customized and tailored to meet the needs of a Fund and its trading counterparties. If a derivative transaction is particularly large or if the relevant market is illiquid, it may not be possible to initiate a transaction or liquidate a position at an advantageous time or price. As a result and similar to other privately negotiated contracts, a Fund is subject to counterparty credit risk with respect to such derivative contracts. Certain derivatives are subject to mandatory exchange trading and/or clearing, which exposes a Fund to the credit risk of the clearing broker or clearinghouse. While exchange trading and central clearing are intended to reduce counterparty credit risk and to increase liquidity, they do not make derivatives transactions risk-free. Certain risks also are specific to the derivatives in which a Fund invests.

- *Swap Agreements Risk.* Swap agreements are contracts for periods ranging from one day to more than one year and may be negotiated bilaterally and traded OTC between two parties or, for certain standardized swaps, must be exchange-traded through a futures commission merchant or swap execution facility and/or cleared through a clearinghouse that serves as a central counterparty. In a standard swap transaction, two parties agree to exchange the returns (or differentials in rates of return) earned or realized on particular predetermined investments or instruments. Each Fund may enter into swap agreements, including, but not limited to total return swaps, index swaps, interest rate swaps, municipal market data rate locks, and credit default swaps. Each Fund may utilize swap agreements in an attempt to gain exposure to certain securities without purchasing those securities to speculate on the movement of such securities or to hedge a position. Risks associated with the use of swap agreements are different from those associated with ordinary portfolio securities transactions, largely due to the fact they could be considered illiquid and many swaps currently trade on the OTC market. Swaps are particularly subject to counterparty credit, correlation, valuation, liquidity and leveraging risks and could result in substantial losses to a Fund.

As noted above, certain standardized swaps are subject to mandatory exchange trading and central clearing. While exchange trading and central clearing are intended to reduce counterparty credit risk and increase liquidity, they do not make swap transactions risk-free. Additionally, the CFTC and other applicable regulators have adopted rules imposing certain margin requirements, including minimums, on OTC swaps, which may result in a Fund and its counterparties posting higher margin amounts for OTC swaps, which could increase the cost of swap transactions to the Fund and impose added operational complexity. The Dodd-Frank Act and related regulatory developments require the clearing and exchange-trading of many OTC derivative instruments that the CFTC and the SEC have defined as “swaps.” Mandatory exchange-trading and clearing are occurring on a phased-in basis based on the type of market participant and CFTC approval of contracts for central clearing. The Adviser will continue to monitor developments in this area, particularly to the extent regulatory changes affect a Fund’s ability to enter into swap agreements.

- *Forwards Contracts (Magnificent Seven ETF only).* The primary risks associated with the use of forwards contracts, which may adversely affect the Fund’s NAV and total return, are: (a) the imperfect correlation between the change in market value of the forward contract and the price of underlying asset; (b) possible lack of a liquid secondary market for a forwards contract and the resulting inability to close a forwards contract when desired; (c) losses caused by unanticipated market movements, which are potentially unlimited; (d) the possibility that the counterparty will default in the performance of its obligations; and (e) if the Fund has insufficient cash, it may have to sell securities from its portfolio to meet daily variation margin requirements, and the Fund may have to sell securities at a time when it maybe disadvantageous to do so.

Each Fund is subject to the risk that a change in U.S. law and related regulations will impact the way the Fund operates, increase the particular costs of a Fund’s operation and/or change the competitive landscape. In October 2020, the SEC adopted a new rule governing a fund’s use of derivatives. The new rule, among other things, generally requires a fund to adopt a derivatives risk management program, appoint a derivatives risk manager to oversee the program and comply with an outer limit on fund leverage risk based on value at risk, or “VaR.” Certain funds may be exempted from these requirements if they use derivatives only to a limited extent and in a limited manner and comply with certain other conditions set forth in the new rule. The new rule significantly changes the regulatory framework applicable to a fund’s use of derivatives, including by replacing the existing asset



segregation regulatory framework in its entirety. The new rule may influence the extent to which a Fund uses derivatives, adversely affect the Fund's performance, and increase costs related to a Fund's use of derivatives.

- **Emerging and Developing Markets Risk** (*Video Games ETF, Cannabis ETF, S&P Global Luxury ETF and Alerian LNG ETF only*). Emerging markets are subject to greater market volatility, lower trading volume, political and economic instability, uncertainty regarding the existence of trading markets and more governmental limitations on foreign investment than more developed markets. In addition, securities in emerging markets may be subject to greater price fluctuations than securities in more developed markets. Differences in regulatory, accounting, auditing, and financial reporting and recordkeeping standards could impede the Adviser's ability to evaluate local companies and impact the Fund's performance. There also may be limitations on the rights and remedies available to investors in emerging market companies compared to those associated with U.S. companies. In addition, brokerage and other transaction costs on foreign securities exchanges are often higher than in the U.S. and there is generally less government supervision and regulation of exchanges, brokers and issuers in foreign countries.
- **Equity Market Risk.** Common stocks are susceptible to general stock market fluctuations and to volatile increases and decreases in value as market confidence in and perceptions of their issuers change. These investor perceptions are based on various and unpredictable factors including: expectations regarding government, economic, monetary and fiscal policies; inflation and interest rates; economic expansion or contraction; and global or regional political, economic and banking crises. If you held common stock, or common stock equivalents, of any given issuer, you would generally be exposed to greater risk than if you held preferred stocks and debt obligations of the issuer because common stockholders, or holders of equivalent interests, generally have inferior rights to receive payments from issuers in comparison with the rights of preferred stockholders, bondholders, and other creditors of such issuers.
- **ETF Risks.** Each Fund is an ETF and, as a result of its structure, is exposed to the following risks:
  - *Authorized Participants, Market Makers, and Liquidity Providers Concentration Risk.* Each Fund has a limited number of financial institutions that may act as APs. In addition, there may be a limited number of market makers and/or liquidity providers in the marketplace. Shares may trade at a material discount to NAV and possibly face delisting if either: (i) APs exit the business or otherwise become unable to process creation and/or redemption orders and no other APs step forward to perform these services, or (ii) market makers and/or liquidity providers exit the business or significantly reduce their business activities and no other entities step forward to perform their functions.
  - *Costs of Buying or Selling Shares Risk.* Investors buying or selling Shares in the secondary market will pay brokerage commissions or other charges imposed by brokers, as determined by that broker. Brokerage commissions are often a fixed amount and may be a significant proportional cost for investors seeking to buy or sell relatively small amounts of Shares. In addition, secondary market investors also will incur the cost of the difference between the price at which an investor is willing to buy Shares (the "bid" price) and the price at which an investor is willing to sell Shares (the "ask" price). This difference in bid and ask prices is often referred to as the "spread" or "bid/ask spread." The bid/ask spread varies over time for Shares based on trading volume and market liquidity, and is generally lower if Shares have more trading volume and market liquidity and higher if Shares have little trading volume and market liquidity. Further, a relatively small investor base in a Fund, asset swings in a Fund and/or increased market volatility may cause increased bid/ask spreads. Due to the costs of buying or selling Shares, including bid/ask spreads, frequent trading of Shares may significantly reduce investment results and an investment in Shares may not be advisable for investors who anticipate regularly making small investments.
  - *Shares May Trade at Prices Other Than NAV Risk.* As with all ETFs, Shares may be bought and sold in the secondary market at market prices. Although it is expected that the market price of Shares will approximate a Fund's NAV, there may be times when the market price of Shares is more than the NAV intra-day (premium) or less than the NAV intra-day (discount) due to supply and demand of Shares or during periods of market volatility. This risk is heightened in times of market volatility or periods of steep market declines and periods when there is limited trading activity for Shares in the secondary market, in which case such premiums or discounts may be significant. The market price of Shares during the trading day, like the price of any exchange-traded security, includes a "bid/ask" spread charged by the exchange specialist, market makers or other participants that trade Shares. In times of severe market disruption, the bid/ask spread can increase significantly. At those times, Shares are most likely to be traded at a discount to NAV, and the discount is likely to be greatest when the price of Shares is falling fastest, which may be the time that you most want to sell your Shares. The Adviser believes that, under normal market conditions, large market price discounts or premiums to NAV will not be sustained because of arbitrage opportunities. Because securities held by a Fund may trade on foreign exchanges that are closed when such Fund's primary listing exchange is open, such Fund is likely to experience premiums or discounts greater than those of ETFs that invest in and hold only securities and other investments that are listed and trade in the U.S.
  - *Trading Risk.* Although Shares are listed for trading on the Exchange and may be listed or traded on U.S. and non-U.S. stock exchanges other than the Exchange, there can be no assurance that an active trading market for such Shares will develop or be maintained. Trading in Shares may be halted due to market conditions or for reasons that, in the view of the Exchange, make trading in Shares inadvisable. In addition, trading in Shares on the Exchange is subject to trading halts caused by

extraordinary market volatility pursuant to Exchange “circuit breaker” rules, which temporarily halt trading on the Exchange when a decline in the S&P 500<sup>®</sup> Index during a single day reaches certain thresholds (e.g., 7%, 13%, and 20%). Additional rules applicable to the Exchange may halt trading in Shares when extraordinary volatility causes sudden, significant swings in the market price of Shares. There can be no assurance that Shares will trade with any volume, or at all, on any stock exchange. In stressed market conditions, the liquidity of Shares may begin to mirror the liquidity of a Fund’s underlying portfolio holdings, which can be significantly less liquid than Shares.

- **Fixed Income Risk** (*Cannabis ETF and Magnificent Seven ETF only*). Fixed income securities are debt obligations issued by corporations, municipalities and other borrowers and are subject to various risks, including call, credit, extension and interest rate risks. Fixed income securities typically do not provide any voting rights, except in cases when interest payments have not been made and the issuer is in default. Fixed income securities with longer maturities or durations may be subject to greater price fluctuations due to interest rate, tax law, and general market changes than securities with shorter maturities or durations. Coupons may be fixed or adjustable, based on a pre-set formula. The prices of high-yield bonds, unlike those of investment-grade bonds, may fluctuate unpredictably and not necessarily inversely with changes in interest rates. Changes in the value of portfolio securities will not affect cash income derived from these securities but will affect a Fund’s NAV.
  - *Call Risk*. During periods of falling interest rates, an issuer of a callable bond held by a Fund may “call” or repay the security before its stated maturity, and the Fund may have to reinvest the proceeds at lower interest rates, resulting in a decline in the Fund’s income.
  - *Credit Risk*. Credit risk is the risk that a Fund could lose money if an issuer or guarantor of a debt instrument in which the Fund invests becomes unwilling or unable to make timely principal and/or interest payments, or to otherwise meet its obligations. To the extent a Fund has short exposure to the issuers of certain fixed income securities, the Fund is subject to the risk that its investment in a debt instrument could decline because of concerns about the issuer’s credit quality or perceived financial condition. Fixed income securities are subject to varying degrees of credit risk, which are sometimes reflected in credit ratings.
  - *Extension Risk*. During periods of rising interest rates, certain debt obligations will be paid off substantially more slowly than originally anticipated and the value of those securities may fall sharply, resulting in a decline in a Fund’s income and potentially in the value of the Fund’s investments.
  - *Interest Rate Risk*. The values of debt securities usually rise and fall in response to changes in interest rates. An increase in interest rates may cause the value of fixed-income securities held by a Fund to decline. Changes in a debt instrument’s value usually will not affect the amount of interest income paid to a Fund, but will affect the value of the Fund’s shares. Interest rate risk is generally greater for investments with longer maturities. Certain securities pay interest at variable or floating rates. Variable rate securities reset at specified intervals, while floating rate securities reset whenever there is a change in a specified index rate. In most cases, these reset provisions reduce the effect of changes in market interest rates on the value of the security. However, some securities do not track the underlying index directly, but reset based on formulas that can produce an effect similar to leveraging; others also may provide for interest payments that vary inversely with market rates. The market prices of these securities may fluctuate significantly when interest rates change. Interest rate changes can be sudden and unpredictable, and are influenced by a number of factors, including government policy, monetary policy, inflation expectations, perceptions of risk, and supply and demand for bonds. Changes in government or central bank policy, including changes in tax policy or changes in a central bank’s implementation of specific policy goals, may have a substantial impact on interest rates. This could lead to heightened levels of interest rate, volatility and liquidity risks for the fixed income markets generally and could have a substantial and immediate effect on the values of a Fund’s investments. There can be no guarantee that any particular government or central bank policy will be continued, discontinued or changed, nor that any such policy will have the desired effect on interest rates. A Fund may be subject to a greater risk of rising interest rates due to the current period of historically low rates and the effect of potential government fiscal policy initiatives and resulting market reaction to those initiatives.
- **Foreign Securities Risk** (*All Funds except Magnificent Seven ETF*). Investments in non-U.S. securities involve certain risks that may not be present with investments in U.S. securities. These include risks of adverse changes in foreign economic, political, regulatory and other conditions, or changes in currency exchange rates or exchange control regulations (including limitations on currency movements and exchanges). The securities of some foreign companies may be less liquid and, at times, more volatile than securities of comparable U.S. companies. There may be less information publicly available about a non-U.S. issuer than a U.S. issuer. Non-U.S. issuers may be subject to different accounting, auditing, financial reporting and investor protection standards than U.S. issuers. Investments in non-U.S. securities may be subject to withholding or other taxes and may be subject to additional trading, settlement, custodial, and operational risks. With respect to certain countries, there is the possibility of government intervention and expropriation or nationalization of assets. Because legal systems differ, there also is the possibility that it will be difficult to obtain or enforce legal judgments in certain countries. Since foreign exchanges may be open on days when the Fund does not price its shares, the value of the securities in the Fund’s portfolio may change on days when shareholders

will not be able to purchase or sell the Fund's shares. Conversely, Shares may trade on days when foreign exchanges are closed. Each of these factors can make investments in the Fund more volatile and potentially less liquid than other types of investments.

- **Frontier Markets Risk** (*Cannabis ETF only*). Certain foreign markets are only in the earliest stages of development and may be considered "frontier markets." Frontier financial markets generally are less liquid and more volatile than other markets, including markets in developing and emerging economies. Frontier markets have a high concentration of market capitalization and trading volume in a small number of issuers representing a limited number of industries. Securities may have limited marketability and be subject to erratic price movements. Frontier market governments typically exercise substantial influence over many aspects of the private sector. In certain cases, the government owns or controls many companies, including the largest company in the country. Accordingly, governmental actions in the future could have a significant effect on economic conditions in frontier market countries. This could affect private sector companies and the Fund, as well as the value of securities in the Fund's portfolio. Further, substantial limitations may exist in certain frontier market countries with respect to the Fund's ability to protect its legal interests and ability to repatriate its investment, investment income or capital gains. The Fund could be adversely affected by delays in, or a refusal to grant, any required governmental approval for repatriation of capital, as well as by the application to the Fund of any restrictions on investment. Procedures concerning transaction settlement and dividend collection may be less reliable than in developed markets and larger emerging markets. Frontier markets have been, and may continue to be, impacted by political instability, war, terrorist activities and religious, ethnic and/or socioeconomic unrest. These and other factors make investing in frontier market countries significantly riskier than investing in developed market or emerging market countries.
- **Geographic Investment Risk** (*Video Games ETF, Sports Betting ETF, S&P Global Luxury ETF and Alerian LNG ETF only*). To the extent that a Fund invests, directly or indirectly, a significant portion of its assets in the securities of companies of a single country or region, it is more likely to be impacted by events or conditions affecting that country or region. For example, political and economic conditions and changes in regulatory, tax, or economic policy in a country could significantly affect the market in that country and in surrounding or related countries and have a negative impact on a Fund's performance. Currency developments or restrictions, political and social instability, and changing economic conditions have resulted in significant market volatility.
  - *Risks Related to Investing in Asia (Video Games ETF only)*. Investment in securities of issuers in Asia involves risks and special considerations not typically associated with investment in the US securities markets. Certain Asian economies have experienced over-extension of credit, currency devaluations and restrictions, high unemployment, high inflation, decreased exports and economic recessions. Economic events in any one Asian country can have a significant effect on the entire Asian region as well as on major trading partners outside Asia, and any adverse effect on some or all of the Asian countries and regions in which a Fund invests. The securities markets in some Asian economies are relatively underdeveloped and may subject a Fund to higher action costs or greater uncertainty than investments in more developed securities markets. Such risks may adversely affect the value of a Fund's investments.

Governments of many Asian countries have implemented significant economic reforms in order to liberalize trade policy, promote foreign investment in their economies, reduce government control of the economy and develop market mechanisms. There can be no assurance these reforms will continue or that they will be effective. Despite recent reform and privatizations, significant regulation of investment and industry is still pervasive in many Asian countries and may restrict foreign ownership of domestic corporations and repatriation of assets, which may adversely affect Fund investments. Governments in some Asian countries are authoritarian in nature, have been installed or removed as a result of military coups or have periodically used force to suppress civil dissent. Disparities of wealth, the pace and success of democratization, and ethnic, religious and racial disaffection have led to social turmoil, violence and labor unrest in some countries. Unanticipated or sudden political or social developments may result in sudden and significant investment losses. Investing in certain Asian countries involves risk of loss due to expropriation, nationalization, or confiscation of assets and property or the imposition of restrictions on foreign investments and on repatriation of capital invested.

Some countries and regions in which a Fund invests have experienced acts of terrorism or strained international relations due to territorial disputes, historical animosities or other defense concerns. For example, North and South Korea each have substantial military capabilities, and historical local tensions between the two countries present the risk of war. Any outbreak of hostilities between the two countries could have a severe adverse effect on the South Korean economy and securities markets. These and other security situations may cause uncertainty in the markets of these geographic areas and may adversely affect the performance of local economies.

- **iGaming and Sports Betting Companies Risk** (*Sports Betting ETF only*). The iGaming and sports betting industry is characterized by an increasingly high degree of competition among a large number of participants including from participants performing illegal activities or unregulated companies. Expansion of iGaming and sports betting in other jurisdictions (both regulated and unregulated) could increase competition with traditional betting companies, which could have an adverse impact on their financial condition, operations and cash flows. In a broader sense, iGaming and sports betting companies face competition from all manner of leisure and entertainment activities, including shopping, athletic events, television and movies, concerts and travel. In addition, established jurisdictions could award additional licenses or permit the expansion or relocation of existing sports betting companies. These companies also may be subject to increasing regulatory constraints, particularly with respect to

cybersecurity and privacy. In addition to the costs of complying with such constraints, the unintended disclosure of confidential information, whether because of an error or a cybersecurity event, could adversely affect the reputation, profitability and value of these companies.

- **Illiquidity Risk** (*Video Games ETF and Sports Betting ETF only*). Illiquidity risk exists when particular investments are difficult to purchase or sell, possibly preventing a Fund from selling these illiquid investments at an advantageous price or at the time desired. A lack of liquidity may also cause the value of investments to decline. Illiquid investments may also be difficult to value.
- **Index Provider Risk** (*All Funds except Cannabis ETF and Magnificent Seven ETF*). There is no assurance that the Index Provider, or any agents that act on its behalf, will compile the Index accurately, or that the Index will be determined, constructed, reconstituted, rebalanced, composed, calculated or disseminated accurately. The Adviser relies upon the Index Provider and its agents to compile, determine, construct, reconstitute, rebalance, compose, calculate, and disseminate the Index accurately. Any losses or costs associated with errors made by the Index Provider or its agents generally will be borne by a Fund and its shareholders. To correct any such error, the Index Provider or its agents may carry out an unscheduled rebalance of the Index or other modification of Index constituents or weightings. When a Fund in turn rebalances its portfolio, any transaction costs and market exposure arising from such portfolio rebalancing will be borne by the Fund and its shareholders. Unscheduled rebalances also expose a Fund to additional tracking error risk. Errors in respect of the quality, accuracy, and completeness of the data used to compile the Index may occur from time to time and may not be identified and corrected by the Index Provider for a period of time or at all, particularly where the Index is less commonly used as a benchmark by funds or advisors. For example, during a period where the Index contains incorrect constituents, a Fund tracking the Index would have market exposure to such constituents and would be underexposed to the Index's other constituents. Such errors may negatively impact a Fund and its shareholders. The Index Provider and its agents rely on various sources of information to assess the criteria of issuers included in the Index, including information that may be based on assumptions and estimates. Neither a Fund nor the Adviser can offer assurances that the Index's calculation methodology or sources of information will provide an accurate assessment of included issuers.
- **Issuer Risk** (*Ball Metaverse ETF and Cannabis ETF only*). Because the Fund may invest in a limited number of issuers, it is subject to the risk that the value of the Fund's portfolio may decline due to a decline in value of the equity securities of particular issuers. The value of an issuer's equity securities may decline for reasons directly related to the issuer, such as management performance and reduced demand for the issuer's goods or services.
- **Limited Operating History Risk** (*Magnificent Seven ETF, S&P Global Luxury ETF and Alerian LNG ETF only*). Each Fund is a recently organized investment company with no operating history. As a result, prospective investors have no track record or history on which to base their investment decision. Moreover, investors will not be able to evaluate a Fund against one or more comparable funds on the basis of relative performance until each Fund has established a track record.
- **Liquidity and Valuation Risk** (*Cannabis ETF and Magnificent Seven ETF only*). It may be difficult for a Fund to purchase and sell particular investments within a reasonable time at a favorable price. As a result, a Fund may be unable to achieve its desired level of investment exposure. In addition, a Fund may be unable to pay redemption proceeds within the requisite time period because of adverse market conditions, an unusually high volume of redemption requests or other reasons, unless it sells other portfolio investments under unfavorable conditions, thereby adversely affecting the Fund. A Fund's ability to sell an instrument under favorable conditions also may be negatively impacted by, among other things, other market participants selling the same or similar instruments at the same time. If a Fund is unable to sell an investment at its desired time, the Fund may miss other investment opportunities while it holds investments it would prefer to sell, which could adversely affect the Fund's performance. In addition, the liquidity of any Fund investment may change significantly over time as a result of market, economic, trading, issuer-specific and other factors. Dislocations in certain parts of markets are resulting in reduced liquidity for certain investments. It is uncertain when financial markets will improve and economic conditions will stabilize. Liquidity of financial markets also may be affected by government intervention and political, social, public health, economic or market developments.

In addition, during periods of reduced market liquidity, market turmoil or in the absence of readily available market quotations for particular investments in a Fund's portfolio, the ability of the Fund to assign an accurate daily value to these investments may be difficult and the Adviser may be required to fair value the investments. Fair value determinations are inherently subjective and reflect good faith judgments based on available information. Accordingly, there can be no assurance that the determination of an investment's fair value in accordance with a Fund's valuation procedures will in fact approximate the price at which the Fund could sell that investment at that time (*i.e.*, the sale price could differ, sometimes significantly, from the Fund's last valuation for the investment). The Adviser relies on various sources of information to value investments and calculate NAV. The Adviser may obtain pricing information from third parties that are believed to be reliable. In certain cases, this information may be unavailable or this information may be inaccurate because of errors by the third parties, technological issues, absence of current market data, or otherwise. As a result, the Adviser's ability to effectively value a Fund's investments or calculate NAV may be adversely affected.

Investors who purchase or redeem Shares of a Fund on days when the Fund is holding fair valued investments may receive fewer or more Shares or lower or higher redemption proceeds than they would have received if the Adviser had not fair valued the investment or had used a different valuation methodology. These risks may be magnified in a rising interest rate environment and, if a Fund holds a significant percentage of fair valued or otherwise difficult to value investments, the Fund may be particularly susceptible to the risks associated with valuation. Proportions of a Fund's investments that are fair valued or difficult to value vary from time to time. In addition, during periods of market stress, a large portion of a Fund's assets could potentially experience significant levels of illiquidity. A Fund's shareholder reports contain more information about the Fund's holdings that are fair valued or difficult to value. Investors should consider consulting these reports for additional information.

- **Management Risk** (*Cannabis ETF and Magnificent Seven ETF only*). Each Fund is actively managed and may not meet their investment objectives based on the Adviser's and Sub-Adviser's success or failure to implement the Funds' strategies and to efficiently execute investment transactions, respectively. The Funds invest in derivatives instruments, which may create enhanced risks for each Fund and the Adviser's ability to control a Fund's level of risk will depend on the Adviser's skill in managing such instruments. In addition, the Adviser's evaluations and assumptions regarding investments, interest rates, inflation, and other factors may not successfully achieve each Fund's investment objective given actual market conditions.
- **Market Capitalization Risk.**
  - *Large-Capitalization Investing Risk.* The securities of large-capitalization companies may be relatively mature compared to smaller companies and, therefore, subject to slower growth during times of economic expansion. Large-capitalization companies also may be unable to respond quickly to new competitive challenges, such as changes in technology and consumer tastes.
  - *Mid-Capitalization Investing Risk (all Funds except Magnificent Seven ETF).* The securities of mid-capitalization companies may be more vulnerable to adverse issuer, market, political, or economic developments than securities of large-capitalization companies. The securities of mid-capitalization companies generally trade in lower volumes and are subject to greater and more unpredictable price changes than large-capitalization stocks or the stock market as a whole. Some mid-capitalization companies have limited product lines, markets, financial resources, and management personnel and tend to concentrate on fewer geographical markets relative to large-capitalization companies.
  - *Small-Capitalization Investing Risk (all Funds except Magnificent Seven ETF).* The securities of small-capitalization companies may be more vulnerable to adverse issuer, market, political, or economic developments than securities of larger-capitalization companies. The securities of small-capitalization companies generally trade in lower volumes and are subject to greater and more unpredictable price changes than larger capitalization stocks or the stock market as a whole. Some small-capitalization companies have limited product lines, markets, and financial and managerial resources and tend to concentrate on fewer geographical markets relative to larger capitalization companies. There is typically less publicly available information concerning smaller-capitalization companies than for larger, more established companies. Small-capitalization companies also may be particularly sensitive to changes in interest rates, government regulation, borrowing costs and earnings.
- **Market Risk.** Market risks, including political, regulatory, market, and economic or other developments, and developments that impact specific economic sectors, industries or segments of the market, can affect the value of the Shares. Local, regional, or global events such as war, acts of terrorism, natural disasters, public health issues, recessions, or other events could have a significant impact on the market generally and on specific securities. The Fund is subject to the risk that the prices of, and the income generated by, securities held by the Fund may decline significantly and/or rapidly in response to adverse issuer, political, regulatory, general economic and market conditions, or other developments, such as regional or global economic instability (including terrorism and related geopolitical risks), interest rate fluctuations, and those events directly involving the issuers that may cause broad changes in market value, public perceptions concerning these developments, and adverse investor sentiment. Such events may cause the value of securities owned by the Fund to go up or down, sometimes rapidly or unpredictably. Changes in the economic climate, investor perceptions and stock market volatility also can cause the prices of the Fund's investments to decline regardless of the conditions of the issuers held by the Fund. There is also a risk that policy changes by the U.S. Government and/or Federal Reserve, such as increasing interest rates, could cause increased volatility in financial markets and higher levels of Fund redemptions, which could have a negative impact on the Fund. These events may lead to periods of volatility and increased redemptions, which could cause the Fund to experience a loss when selling securities to meet redemption requests by shareholders. The risk of loss increases if the redemption requests are unusually large or frequent.

Prices may fluctuate widely over short or extended periods in response to company, market or economic news. Markets also tend to move in cycles, with periods of rising and falling prices. If there is a general decline in the securities and other markets, your investment in the Fund may lose value, regardless of the individual results of the securities and other instruments in which the Fund invests.

In the past several years, financial markets, such as those in the United States, Europe, Asia and elsewhere, have experienced increased volatility, depressed valuations, decreased liquidity and heightened uncertainty. Governmental and non-governmental issuers have defaulted on, or been forced to restructure, their debts. These conditions may continue, recur, worsen or spread.

The U.S. Government and the Federal Reserve, as well as certain foreign governments and central banks, took steps to support financial markets, including by keeping interest rates at historically low levels for an extended period. The Federal Reserve has concluded its market support activities and has raised, and may continue to raise, interest rates. Such actions, including additional interest rate hikes, could negatively affect financial markets generally, increase market volatility and reduce the value and liquidity of securities in which the Fund invests.

Policy and legislative changes in the United States and in other countries are affecting many aspects of financial regulation, and may in some instances contribute to decreased liquidity and increased volatility in the financial markets. The impact of these changes on the markets, and the practical implications for market participants, may not be fully known for some time.

Economies and financial markets throughout the world are becoming increasingly interconnected. As a result, whether or not the Fund invests in securities of issuers located in or with significant exposure to countries experiencing economic and financial difficulties, the value and liquidity of the Fund's investments may be negatively affected.

Periods of market volatility may occur in response to pandemics, acts of war, or events affecting global markets. The COVID-19 pandemic, Russia's invasion of Ukraine, and higher inflation have resulted in extreme volatility in the financial markets, economic downturns around the world, and severe losses, particularly to some sectors of the economy and individual issuers, and reduced liquidity of certain instruments. These events have caused significant disruptions to business operations, including business closures; strained healthcare systems; disruptions to supply chains and employee availability; large fluctuations in consumer demand; large expansion of government deficits and debt as a result of government actions to mitigate the effects of such events; and widespread uncertainty regarding the long-term effects of such events. Such events could be prolonged and could adversely affect the value and liquidity of the Fund's investments, impair the Fund's ability to satisfy redemption requests, and negatively impact the Fund's performance. Other market events may cause similar disruptions and effects.

- **Models and Data Risk** (*Ball Metaverse ETF only*). When models and data prove to be incorrect or incomplete, any decisions made in reliance thereon expose the Index and the Fund to potential risks. The model used to construct the Index is predictive in nature. The use of predictive models has inherent risks. For example, such models may incorrectly forecast future behavior, leading to potential losses. In addition, in unforeseen or certain low-probability scenarios (often involving a market disruption of some kind), such models may produce unexpected results, which can result in losses for the Fund. Furthermore, because predictive models are usually constructed based on historical data supplied by third parties, the success of relying on such models may depend heavily on the accuracy and reliability of the supplied historical data. In addition, data and information on non-U.S. countries may be unreliable or outdated or there may be less publicly available data or information about non-U.S. countries due to differences in registration, accounting, audit and financial record keeping standards which creates the potential for errors in Index data, Index computation and/or Index construction and could have an adverse effect on the Fund's performance.
- **Money Market Instrument Risk** (*Cannabis ETF and Magnificent Seven ETF only*). The Fund may use a variety of money market instruments for cash management purposes, including money market funds, depository accounts and repurchase agreements. Money market funds may be subject to credit risk with respect to the debt instruments in which they invest. Depository accounts may be subject to credit risk with respect to the financial institution in which the depository account is held. Money market instruments may lose money.
- **Non-Diversification Risk**. Because each Fund is "non-diversified," it may invest a greater percentage of its assets in the securities of a single issuer or a lesser number of issuers than if it was a diversified fund. As a result, a Fund may be more exposed to the risks associated with and developments affecting an individual issuer or a lesser number of issuers than a fund that invests more widely. This may increase a Fund's volatility and cause the performance of a relatively small number of issuers to have a greater impact on such Fund's performance.
- **Non-U.S. Regulatory Risks of the Cannabis Industry** (*Cannabis ETF only*). Laws and regulations related to the possession, use (medical and recreational), sale, transport and cultivation of marijuana vary throughout the world, and the Fund will only invest in non-U.S. Cannabis Companies if such companies are operating legally in the relevant jurisdiction. Even if a company's operations are permitted under current law, they may not be permitted in the future, in which case such company may not be in a position to carry on its operations in its current locations. Additionally, controlled substance legislation differs between countries and legislation in certain countries may restrict or limit the ability of certain companies in which the Fund invests to sell their products.
- **Operational Risks of the Cannabis Industry** (*Cannabis ETF only*). Companies involved in the cannabis industry face intense competition, may have limited access to the services of banks, may have substantial burdens on company resources due to litigation, complaints or enforcement actions, and are heavily dependent on receiving necessary permits and authorizations to engage in medical cannabis research or to otherwise cultivate, possess or distribute cannabis. Because the cultivation, possession,

and distribution of cannabis is in all circumstances illegal under United States federal law, federally regulated banking institutions may be unwilling to make financial services available to growers and sellers of cannabis.

- **Passive Investment Risk** (*All Funds except Cannabis ETF and Magnificent Seven ETF*). Each Fund invests in the securities included in, or representative of, its Index regardless of its investment merit. Each Fund does not attempt to outperform its respective Index or take defensive positions in declining markets. As a result, a Fund's performance may be adversely affected by a general decline in the market segments relating to its Index. The returns from the types of securities in which a Fund invests may underperform returns from the various general securities markets or different asset classes. This may cause a Fund to underperform other investment vehicles that invest in different asset classes. Different types of securities (for example, large-, mid- and small-capitalization stocks) tend to go through cycles of doing better or worse than the general securities markets. In the past, these periods have lasted for as long as several years.
- **Real Estate Companies Risk** (*Cannabis ETF only*). The Fund invests in real estate companies, including REITs and real estate holdings companies, which will expose investors to the risks of owning real estate directly, as well as to the risks that relate specifically to the way in which such companies are organized and operated. Real estate is highly sensitive to general and local economic conditions and developments. The U.S. real estate market may, in the future, experience and has, in the past, experienced a decline in value, with certain regions experiencing significant losses in property values. Many real estate companies, including REITs, utilize leverage (and some may be highly leveraged), which increases investment risk and the risk normally associated with debt financing, and could potentially increase the Fund's volatility and losses. Exposure to such real estate may adversely affect Fund performance.
- **REITs Risk** (*Cannabis ETF only*). Investments in REITs involve unique risks. REITs may have limited financial resources, may trade less frequently and in limited volume, and may be more volatile than other securities. In addition, to the extent the Fund holds interests in REITs, it is expected that investors in the Fund will bear two layers of asset-based management fees and expenses (directly at the Fund level and indirectly at the REIT level). The risks of investing in REITs include certain risks associated with the direct ownership of real estate and the real estate industry in general. These include risks related to general, regional and local economic conditions; fluctuations in interest rates and property tax rates; shifts in zoning laws, environmental regulations and other governmental action such as the exercise of eminent domain; increased operating expenses; lack of availability of mortgage funds or other limits to accessing the credit or capital markets; losses due to natural disasters; overbuilding; losses due to casualty or condemnation; changes in property values and rental rates; and other factors.

In addition to these risks, residential/diversified REITs and commercial equity REITs may be affected by changes in the value of the underlying property owned by the trusts, while mortgage REITs may be affected by the quality of any credit extended. Further, REITs are dependent upon management skills and generally may not be diversified. REITs are also subject to heavy cash flow dependency, defaults by borrowers or lessees and self-liquidation. In addition, U.S. REITs are subject to special U.S. federal tax requirements. A U.S. REIT that fails to comply with such tax requirements may be subject to U.S. federal income taxation, which may affect the value of the REIT and the characterization of the REIT's distributions. The U.S. federal tax requirement that a REIT distributes substantially all of its net income to its shareholders may result in the REIT having insufficient capital for future expenditures. A REIT that successfully maintains its qualification may still become subject to U.S. federal, state and local taxes, including excise, penalty, franchise, payroll, mortgage recording, and transfer taxes, both directly and indirectly through its subsidiaries. In the event of a default by a borrower or lessee, the REIT may experience delays in enforcing its rights as a mortgagee or lessor and may incur substantial costs associated with protecting investments.

- **Sector Risk.** To the extent a Fund invests more heavily in particular sectors of the economy, its performance will be especially sensitive to developments that significantly affect those sectors. A Fund may invest a significant portion of its assets in the following sectors and, therefore, the performance of the Fund could be negatively impacted by events affecting each of these sectors.
  - **Communications Service Sector Risk** (*Video Games ETF and Magnificent Seven ETF only*). Market or economic factors impacting communication services companies and companies that rely heavily on technological advances could have a major effect on the value of a Fund's investments. Communication services companies are particularly vulnerable to the potential obsolescence of products and services due to technological advancement and the innovation of competitors. Companies in the Communication Services Sector may also be affected by other competitive pressures, such as pricing competition, as well as research and development costs, substantial capital requirements and government regulation. Additionally, fluctuating domestic and international demand, shifting demographics and often unpredictable changes in consumer tastes can drastically affect a communication services company's profitability. Stocks of communication services companies and companies that rely heavily on technology, especially those of smaller, less-seasoned companies, tend to be more volatile than the overall market. Additionally, companies in the Communication Services Sector may face dramatic and often unpredictable changes in growth rates and competition for the services of qualified personnel. While all companies may be susceptible to network security breaches, certain companies in the Communication Services Sector may be particular targets of hacking and potential theft of proprietary or consumer information or disruptions in service, which could have a material adverse effect on their businesses.

- *Consumer Discretionary Sector Risk (Sports Betting ETF, Magnificent Seven ETF and S&P Global Luxury ETF only).* Consumer discretionary companies are companies that provide non-essential goods and services, such as retailers, media companies and consumer services. These companies manufacture products and provide discretionary services directly to the consumer, and the success of these companies is tied closely to the performance of the overall domestic and international economy, interest rates, competition and consumer confidence. Success depends heavily on disposable household income and consumer spending. Changes in demographics and consumer tastes can also affect the demand for, and success of, consumer discretionary products in the marketplace.
- *Energy Sector Risk (Alerian LNG ETF only).* The Energy Sector includes companies operating in the exploration and production, refining and marketing, and storage and transportation of oil and gas and coal and consumable fuels. It also includes companies that offer oil and gas equipment and related services. The Fund is subject to the risk that the securities of such issuers will underperform the market as a whole due to legislative or regulatory changes, adverse market conditions and/or increased competition affecting the Energy Sector. The performance of companies operating in the Energy Sector is closely tied to the price and supply of energy fuels and international political events.
- *Health Care Sector Risk (Cannabis ETF only).* Health care companies are subject to extensive government regulation and their profitability can be significantly affected by restrictions on government reimbursement for medical expenses, rising costs of medical products and services, pricing pressure (including price discounting), limited product lines, and an increased emphasis on the delivery of healthcare through outpatient services. Health care companies are heavily dependent on obtaining and defending patents, which may be time consuming and costly, and the expiration of patents may also adversely affect the profitability of the companies. Health care companies are also subject to extensive litigation based on product liability and similar claims. In addition, their products can become obsolete due to industry innovation, changes in technologies, or other market developments. Many new products in the health care field require significant research and development and may be subject to regulatory approvals, all of which may be time consuming and costly with no guarantee that any product will come to market.
- *Information Technology Sector Risk (Ball Metaverse ETF only).* The Information Technology sector includes companies engaged in internet software and services, technology hardware and storage peripherals, electronic equipment instruments and components, and semiconductors and semiconductor equipment. Information technology companies face intense competition, both domestically and internationally, which may have an adverse effect on profit margins. Information technology companies may have limited product lines, markets, financial resources or personnel. The products of information technology companies may face rapid product obsolescence due to technological developments and frequent new product introduction, unpredictable changes in growth rates and competition for the services of qualified personnel. Failure to introduce new products, develop and maintain a loyal customer base, or achieve general market acceptance for their products could have a material adverse effect on a company's business. Companies in the Information Technology Sector are heavily dependent on intellectual property and the loss of patent, copyright and trademark protections may adversely affect the profitability of these companies.
- *Technology Sector Risk (Magnificent Seven ETF only).* Market or economic factors impacting technology companies and companies that rely heavily on technological advances could have a major effect on the value of the Fund's investments. The value of stocks of technology companies and companies that rely heavily on technology is particularly vulnerable to rapid changes in technology product cycles, rapid product obsolescence, government regulation and competition, both domestically and internationally, including competition from foreign competitors with lower production costs. Technology companies may have limited product lines, markets, financial resources or personnel. Stocks of information technology companies and companies that rely heavily on technology, especially those of smaller, less-seasoned companies, tend to be more volatile than the overall market. Technology companies are heavily dependent on patent and intellectual property rights, the loss or impairment of which may adversely affect profitability. Additionally, companies in the Technology Sector may face dramatic and often unpredictable changes in growth rates and competition for the services of qualified personnel.
- **Tax Risk.**
  - *(Ball Metaverse ETF only).* The Fund may invest in certain non-U.S. entities that own cryptocurrency. Direct and indirect investments in cryptocurrencies introduce complexities beyond typical equity investments and may subject the Fund to certain tax risks. The Fund's investment exposure to cryptocurrencies is expected to be obtained primarily through its investments in non-U.S. ETFs treated as PFICs under the Code, thereby subjecting the Fund to special tax rules applicable to PFIC holdings. If the Fund holds an equity investment in an entity treated as a PFIC, such as investments in certain non-U.S. ETFs that own cryptocurrency, the Fund may be subject to U.S. federal income tax on a portion of any "excess distribution" or gain from the disposition of shares in the PFIC even if such income is distributed as a taxable dividend by the Fund to its shareholders. Additional charges in the nature of interest may be imposed on the Fund in respect of deferred taxes arising from such distributions or gains unless the Fund makes certain elections. In addition, for the Fund to continue to qualify as a regulated investment company ("RIC"), at least 90% of the Fund's gross income each taxable year must be derived from dividends, interest, payments with respect to certain securities loans, and gains from the sale or other disposition of stock,



securities, or foreign currencies, or other income (including but not limited to gains from options, futures or forward contracts) derived with respect to its business of investing in such stock, securities, or currencies, and net income derived from an interest in a qualified publicly traded partnership. Income from a PFIC is generally expected to be qualifying income for purposes of this requirement. If certain of the Fund's investments were deemed to be direct investments in cryptocurrencies, such investments may not produce qualifying income. The Fund intends to seek to restrict its income from investments that do not generate qualifying income to a maximum of 10% of its gross income (when combined with its other investments that produce non-qualifying income).

- *(Magnificent Seven ETF only)*. In order to qualify for the favorable tax treatment generally available to a regulated investment company ("RIC"), a Fund must satisfy certain diversification and other requirements. In particular, at each quarter end (a) at least 50% of the value of a Fund's total assets must generally be represented by cash and cash items, U.S. government securities, securities of other RICs and other securities, with such other securities limited, in respect to any one issuer, to an amount not greater than 5% of the value of a Fund's total assets and that does not represent more than 10% of the outstanding voting securities of such issuer, and (b) not more than 25% of the value of a Fund's total assets is invested in the securities (other than U.S. government securities or the securities of other RICs) of any one issuer or the securities (other than the securities of another RIC) of two or more issuers that a Fund controls and which are engaged in the same or similar trades or businesses or related trades or businesses, or the securities of one or more qualified publicly traded partnerships (i.e., the Diversification Requirement). The Funds anticipate gaining exposure to seven Underlying Issuers. To satisfy the Diversification Requirement, the Funds will gain exposure to the Underlying Issuers by entering into swap agreements and forward contracts (derivatives instruments) or by investing in equity securities of an Underlying Issuer. The determination of the value and the identity of the issuer of derivative investments is often unclear for purposes of the Diversification Requirement described above. Although the Funds intend to carefully monitor its investments to ensure that it is adequately diversified under the Diversification Requirement, there are no assurances that the Internal Revenue Service ("IRS") will agree with a Fund's determination of the issuer and valuation under the Diversification Requirement with respect to such derivatives instruments as the application of the Diversification Requirements to derivative investments is often unclear. A Fund's efforts to satisfy the Diversification Requirement may affect the Fund's execution of its investment strategy. If the Fund fails to qualify as a RIC, it would be taxed in the same manner as an ordinary corporation subject to U.S. federal income tax on all its income at the fund level (unless certain relief provisions are available.) The resulting taxes could substantially reduce the Fund's net assets and the amount of income available for distribution to shareholders. In addition, in order to requalify as a RIC, the Fund could be required to recognize unrealized gains, pay substantial taxes and interest, and make certain distributions. In addition, a Fund's use of derivatives may cause the Fund to realize higher amounts of short-term capital gains or otherwise affect Fund's ability to pay out dividends subject to preferential rates or the dividends received deduction, thereby increasing the amount of taxes payable by some shareholders. ***Please see the section entitled "Federal Income Taxes – Taxation of the Funds in the SAI for more information.***
- **Tracking Error Risk** *(All Funds except Cannabis ETF and Magnificent Seven ETF)*. As with all index funds, the performance of each Fund and its Index may differ from each other for a variety of reasons. For example, a Fund incurs operating expenses and portfolio transaction costs not incurred by its Index. In addition, a Fund may not be fully invested in the securities of its Index at all times or may hold securities not included in the Index. The use of sampling techniques may affect a Fund's ability to achieve close correlation with its Index. Each Fund may use a representative sampling strategy to achieve its investment objective, if the Sub-Adviser believes it is in the best interest of the Fund, which generally can be expected to produce a greater non-correlation risk.
- **U.S. Government Securities Risk** *(Cannabis ETF and Magnificent Seven ETF only)*. Different types of U.S. government securities have different relative levels of credit risk depending on the nature of the particular government support for that security. U.S. government securities may be supported by: (i) the full faith and credit of the United States government; (ii) the ability of the issuer to borrow from the U.S. Treasury; (iii) the credit of the issuing agency, instrumentality or government-sponsored entity ("GSE"); (iv) pools of assets (e.g., mortgage-backed securities); or (v) the United States in some other way. The U.S. government and its agencies and instrumentalities do not guarantee the market value of their securities, which may fluctuate in value and are subject to investment risks, and certain U.S. government securities may not be backed by the full faith and credit of the United States government. The value of U.S. government obligations may be adversely affected by changes in interest rates. It is possible that the issuers of some U.S. government securities will not have the funds to timely meet their payment obligations in the future and there is a risk of default. For certain agency and GSE issued securities, there is no guarantee the U.S. government or GSE will support the agency if it is unable to meet its obligations.
- **United States Regulatory Risks of Hemp** *(Cannabis ETF only)*. "Hemp," as defined in the Agriculture Improvement Act of 2018 (the "Farm Bill"), refers to cannabis plants with a tetrahydrocannabinol ("THC") concentration of not more than 0.3% on a dry weight basis, as well as derivatives thereof, whereas "marijuana" refers to all other cannabis plants and derivatives thereof. The Farm Bill effectively removes hemp from the list of controlled substances and allows states to regulate its production, commerce and research with approval from the United States Department of Agriculture ("USDA"). Certain portfolio holdings may sell dietary supplements and/or foods containing CBD within the United States. While the Farm Bill removes hemp and

hemp-derived products from the controlled substances list under the CSA, it does not legalize CBD in every circumstance. CBD, depending on the source from which it was derived, can still be classified as a Schedule I substance under the CSA's definition of "marihuana." The exception for CBD from the definition of "marihuana" only applies if the CBD is derived from "hemp." U.S. federal law also requires that: (i) the hemp is produced by a licensed producer; and (ii) in a manner consistent with the applicable federal and state regulations. CBD and other cannabinoids produced from marijuana as defined by the CSA remain an illegal Schedule I substance under federal law. In addition, many state laws include all CBD within definitions of marijuana and some states have policies or laws that otherwise prohibit or restrict CBD sales.

The Farm Bill delegates to the FDA responsibility for regulating products containing hemp or derivatives thereof (including CBD) under the Federal Food, Drug, and Cosmetic Act (the "FD&C"). Under the FD&C, if a substance (such as CBD) is an active ingredient in a drug product that has been approved by the FDA, then the substance cannot be sold in dietary supplements or foods without FDA approval, unless the substance was marketed as a dietary supplement or as a conventional food before the drug was approved or before the new drug investigations were authorized. The FDA has publicly taken the position that CBD cannot be sold in dietary supplements or foods because CBD is an active ingredient in an FDA-approved drug. Future federal and/or state laws or regulations could drastically curtail permissible uses of hemp, which could have an adverse effect of the value of the Fund's investments in companies with business interests in hemp and hemp-based products.

- **United States Regulatory Risks of the Cannabis Industry** (*Cannabis ETF only*). The possession and use of marijuana, even for medical purposes, is illegal under federal and certain states' laws, which may negatively impact the value of the Fund's investments. Use of marijuana is regulated by both the federal government and state governments, and state and federal laws regarding marijuana often conflict. Even in those states in which the use of marijuana has been legalized, its possession and use remains a violation of federal law. Federal law criminalizing the use of marijuana pre-empts state laws that legalize its use for medicinal and recreational purposes. Actions by federal agencies, such as increased enforcement of current federal marijuana laws and the prosecution of nonviolent federal drug crimes by the U.S. Department of Justice ("DOJ"), could produce a chilling effect on the industry's growth and discourage banks from expanding their services to Cannabis Companies where such services are currently limited. Any of these outcomes would negatively affect the profitability and value of the Fund's investments and even its ability to pursue its stated investment objective. The conflict between the regulation of marijuana under federal and state law creates volatility and risk for all Cannabis Companies.

Because marijuana is a Schedule I controlled substance under the Controlled Substances Act ("CSA"), meaning that it has a high potential for abuse, has no currently "accepted medical use" in the United States, lacks accepted safety for use under medical supervision, and may not be prescribed, marketed or sold in the United States, few drug products containing cannabis or cannabis extracts have been approved for use by the Food and Drug Administration ("FDA") or obtained registrations for commercial production from the U.S. Drug Enforcement Agency ("DEA"), and there is no guarantee that such products will ever be legally produced or sold in the U.S. Cannabis Companies in the U.S. that engage in research, manufacturing, distributing, importing or exporting, or dispensing controlled substances must be registered (licensed) to perform these activities and have the security, control, recordkeeping, reporting and inventory mechanisms required by the DEA to prevent drug loss and diversion. Failure to obtain the necessary registrations or comply with necessary regulatory requirements may significantly impair the ability of certain companies in which the Fund invests to pursue medical marijuana research or to otherwise cultivate, possess or distribute marijuana. In addition, because cannabis is a Schedule I controlled substance, Section 280E of the Internal Revenue Code of 1986 ("Internal Revenue Code") applies by its terms to the purchase and sale of medical-use cannabis products and provides that no deduction or credit is allowed for expenses incurred during a taxable year "in carrying on any trade or business if such trade or business (or the activities which comprise such trade or business) consists of trafficking in controlled substances (within the meaning of Schedules I and II of the CSA) which is prohibited by federal law or the law of any state in which such trade or business is conducted." The disallowance of such tax deductions will likely affect the value of Cannabis Companies.

## PORTFOLIO HOLDINGS INFORMATION

Information about each Fund's daily portfolio holdings is available at [www.roundhillinvestments.com](http://www.roundhillinvestments.com). A complete description of the Funds' policies and procedures with respect to the disclosure of the Funds' portfolio holdings is available in the Funds' Statement of Additional Information (the "SAI").

## MANAGEMENT

### Investment Adviser

Roundhill Financial Inc., a Delaware corporation located at 154 West 14th Street, 2nd Floor, New York, New York 10011, serves as the investment adviser to the Funds. The Adviser oversees the day-to-day operations of the Funds, subject to the general supervision and oversight of the Board. The Adviser continuously reviews, supervises, and administers each Fund's investment program. In particular, the Adviser provides investment and operational oversight of the Sub-Adviser. The Adviser also arranges for sub-advisory, transfer agency, custody, fund administration, distribution and all other services necessary for the Funds to operate. The Adviser is an SEC-registered investment adviser.

For the services it provides to the Funds, the Adviser is entitled to a unified management fee, which is calculated daily and paid monthly, at an annual rate based on each Fund’s average daily net assets as set forth in the table below.

<b>Fund</b>	<b>Management Fee</b>
Roundhill Video Games ETF	0.50%
Roundhill Sports Betting & iGaming ETF	0.75%
Roundhill Ball Metaverse ETF	0.59%
Roundhill Cannabis ETF*	0.39%
Roundhill Magnificent Seven ETF	0.29%
Roundhill S&P Global Luxury ETF	0.45%
Roundhill Alerian LNG ETF	0.65%

\* Effective May 1, 2023, the Board approved a reduction in the unified management fee from 0.75% to 0.39% to be paid by the Fund to the Adviser.

Pursuant to an investment advisory agreement between the Trust, on behalf of each Fund, and the Adviser (the “Advisory Agreement”), the Adviser has agreed to pay all expenses of the Funds except the fee payable to the Adviser under the Advisory Agreement, interest charges on any borrowings, dividends, and other expenses on securities sold short, taxes, brokerage commissions and other expenses incurred in placing orders for the purchase and sale of securities and other investment instruments, acquired fund fees and expenses, accrued deferred tax liability, extraordinary expenses, and distribution fees and expenses paid by the Trust under the distribution plan adopted pursuant to Rule 12b-1 under the 1940 Act. The Adviser, in turn, compensates the Sub-Adviser from the management fee it receives.

The basis for the Board’s approval of the continuation of the Advisory Agreement, relating to the Video Games ETF, Sports Betting ETF, Ball Metaverse ETF, Magnificent Seven ETF (formerly Roundhill BIG Tech ETF), and the Cannabis ETF is available in the Funds’ [Semi-Annual Report to Shareholders](#) for the fiscal period ended June 30, 2023. The basis for the Board’s approval of the Advisory Agreement, relating to the S&P Global Luxury ETF and Alerian LNG ETF is available in the Funds’ [Annual Report to Shareholders](#) for the fiscal year ended December 31, 2023.

#### **Sub-Adviser**

Exchange Traded Concepts, LLC, an Oklahoma limited liability company located at 10900 Hefner Pointe Drive, Suite 400, Oklahoma City, Oklahoma 73120, is responsible for the day-to-day management of the Funds. An SEC-registered investment adviser formed in 2018, the Sub-Adviser is majority owned by Cottonwood ETF Holdings LLC.

Pursuant to an investment sub-advisory agreement between the Trust, on behalf of each Fund, the Adviser, and the Sub-Adviser (the “Sub-Advisory Agreement”), the Sub-Adviser is responsible for trading portfolio securities for each Fund, including selecting broker-dealers to execute purchase and sale transactions or in connection with any rebalancing or reconstitution of each respective Index, subject to the supervision of the Adviser and the Board. For its services, the Sub-Adviser is entitled to a fee paid by the Adviser from its management fee, which fee is calculated daily and paid monthly, at an annual rate based on the accumulative average daily net assets of each fund advised (or sponsored) by the Adviser and sub-advised by the Sub-Adviser, and subject to a minimum annual fee as follows:

<b>Minimum Annual Fee</b>	<b>Asset-Based Fee</b>
Video Games ETF, Sports Betting ETF, Ball Metaverse ETF, Cannabis ETF, S&P Global Luxury ETF and Alerian LNG ETF	
\$15,000	4 bps (0.04%) on the first \$200 million 3.5 bps (0.035%) on the next \$800 million 3 bps (0.03%) on the next \$1 billion 2.5 bps (0.025%) on the balance over \$2 billion
Magnificent Seven ETF only	
\$20,000	4 bps (0.04%) on the first \$200 million 3.5 bps (0.035%) on the next \$800 million 3 bps (0.03%) on the next \$1 billion 2.5 bps (0.025%) on the balance over \$2 billion

The basis for the Board’s approval of the continuation of the Sub-Advisory Agreement, relating to the Video Games ETF, Sports Betting ETF, Ball Metaverse ETF, Magnificent Seven ETF (formerly Roundhill BIG Tech ETF) and the Cannabis ETF is available in the Funds’ [Semi-Annual Report to Shareholders](#) for the fiscal period ended June 30, 2023. The basis for the Board’s approval of the Sub-Advisory Agreement, relating to the S&P Global Luxury ETF and Alerian LNG ETF is available in the Funds’ [Annual Report to Shareholders](#) for the fiscal year ended December 31, 2023.

## **Portfolio Managers**

Andrew Serowik, Todd Alberico, Gabriel Tan and Brian Cooper are jointly and primarily responsible for the day-to-day management of the investment portfolios of the Funds, except the Cannabis ETF and Magnificent Seven ETF. Will Hershey, Timothy Maloney, Mr. Serowik, Mr. Alberico, Mr. Tan and Mr. Cooper are jointly and primarily responsible for the day-to-day management of the investment portfolios of the Cannabis ETF and Magnificent Seven ETF.

Mr. Hershey co-founded the Adviser in late 2018. He began his career at Yorkville ETF Advisors, continuing with Yorkville Capital Management after the sale of Yorkville's ETF business. During his career, he held various roles, including Head Trader for a Yorkville's long/short energy hedge fund. He graduated from Vanderbilt University in 2011 with a degree in Economics. Mr. Hershey is a CFA Charterholder.

Mr. Maloney co-founded the Adviser in late 2018. He began his career at Morgan Stanley as a Foreign-Exchange and Emerging Markets salesperson. He later joined Wells Capital, where he traded investment grade bonds for a \$35 billion fixed-income portfolio. He graduated from Vanderbilt University in 2011 with a degree in Economics, and in 2012 with a Masters of Science in Finance (MSF). Mr. Maloney is a CFA Charterholder.

Mr. Serowik joined the Sub-Adviser from Goldman Sachs. He began his career at Spear, Leeds & Kellogg, continuing with Goldman after its acquisition of SLK. During his career of more than 18 years at the combined companies, he held various roles, including managing the global Quant ETF Strats team and One Delta ETF Strats. He designed and developed systems for portfolio risk calculation, algorithmic ETF trading, and execution monitoring, with experience across all asset classes. He graduated from the University of Michigan with a Bachelor of Business Administration degree in Finance.

Mr. Alberico joined the Sub-Adviser in November 2020, having spent the past 14 years in ETF trading at Goldman Sachs, Cantor Fitzgerald, and, most recently, Virtu Financial. He spent most of that time focused on the Trading and Portfolio Risk Management of ETFs exposed to international and domestic equity. He has worked on several different strategies including lead market-making and electronic trading, to customer facing institutional business developing models for block trading as well as transitional trades. Mr. Alberico graduated from St. John's University in New York with a Bachelor of Science degree in Finance.

Mr. Tan joined the Sub-Adviser in May 2019 as an Associate Portfolio Manager and was promoted to Portfolio Manager in December 2020. He began his career at UBS and BBR Partners where he worked as a financial planning analyst and a portfolio strategist for over four years. During his time there, he developed comprehensive wealth management solutions focused on portfolio optimization, trust and estate planning, and tax planning. Mr. Tan graduated from the University of North Carolina at Chapel Hill with a Bachelor of Science in Business Administration with a concentration in Investments, a Bachelor of Arts in Economics, and a Minor in Chinese.

Mr. Cooper joined the Sub-Adviser in November 2021, having spent the previous 14 years working in various operational roles for Falcon Management Corporation, a global macro family office, gaining exposure to a variety of asset classes with a focus on operations, accounting, and technology. He has also had roles in trade operations for Constellation Advisers and QFR Capital Management, and with Elliot Capital Management in their middle office derivatives group. Mr. Cooper graduated from Pennsylvania State University in 2002 with a Bachelor of Science in Finance and a Minor in Business Law.

The Funds' SAI provides additional information about the portfolio managers' compensation structure, other accounts managed by the portfolio managers, and the portfolio managers' ownership of Shares.

## **Other Service Providers**

Forside Fund Services, LLC, a wholly-owned subsidiary of Forside Financial Group, LLC (doing business as ACA Group) (the "Distributor"), serves as the principal underwriter and distributor of each Fund's Shares. The Distributor's principal address is Three Canal Plaza, Suite 100, Portland, Maine 04101. The Distributor will not distribute Shares in less than whole Creation Units, and it does not maintain a secondary market in the Shares. The Distributor is a broker-dealer registered under the Securities Exchange Act of 1934 and a member of the Financial Industry Regulatory Authority, Inc. ("FINRA"). The Distributor has no role in determining the policies of the Funds or the securities that are purchased or sold by a Fund and is not affiliated with the Adviser, Sub-Adviser, or any of their respective affiliates.

U.S. Bancorp Fund Services, LLC, doing business as U.S. Bank Global Fund Services, located at 615 East Michigan Street, Milwaukee, Wisconsin 53202, serves as the administrator, transfer agent and index receipt agent for the Funds.

U.S. Bank National Association, located at 1555 North Rivercenter Drive, Suite 302, Milwaukee, Wisconsin 53212, serves as the custodian for the Funds.

Morgan, Lewis & Bockius LLP, located at 1111 Pennsylvania Avenue, N.W., Washington, D.C. 20004, serves as legal counsel to the Trust.

Cohen & Company, Ltd., located at 1350 Euclid Avenue, Suite 800, Cleveland, Ohio 44115, serves as the Funds' independent registered public accounting firm. The independent registered public accounting firm is responsible for auditing the annual financial statements of the Funds.

## HOW TO BUY AND SELL SHARES

Each Fund issues and redeems Shares only in Creation Units at the NAV per share next determined after receipt of an order from an AP. Only APs may acquire Shares directly from a Fund, and only APs may tender their Shares for redemption directly to a Fund, at NAV. APs must be a member or participant of a clearing agency registered with the SEC and must execute a Participant Agreement that has been agreed to by the Distributor, and that has been accepted by the Funds' transfer agent, with respect to purchases and redemptions of Creation Units. Once created, Shares trade in the secondary market in quantities less than a Creation Unit.

Most investors buy and sell Shares in secondary market transactions through brokers. Individual Shares are listed for trading on the secondary market on the Exchange and can be bought and sold throughout the trading day like other publicly traded securities.

When buying or selling Shares through a broker, you will incur customary brokerage commissions and charges, and you may pay some or all of the spread between the bid and the offer price in the secondary market on each leg of a round trip (purchase and sale) transaction. In addition, because secondary market transactions occur at market prices, you may pay more than NAV when you buy Shares and receive less than NAV when you sell those Shares.

### Book Entry

Shares are held in book-entry form, which means that no stock certificates are issued. The Depository Trust Company (the "DTC") or its nominee is the record owner of all outstanding Shares.

Investors owning Shares are beneficial owners as shown on the records of DTC or its participants. DTC serves as the securities depository for all Shares. DTC's participants include securities brokers and dealers, banks, trust companies, clearing corporations and other institutions that directly or indirectly maintain a custodial relationship with DTC. As a beneficial owner of Shares, you are not entitled to receive physical delivery of stock certificates or to have Shares registered in your name, and you are not considered a registered owner of Shares. Therefore, to exercise any right as an owner of Shares, you must rely upon the procedures of DTC and its participants. These procedures are the same as those that apply to any other securities that you hold in book entry or "street name" through your brokerage account.

### Frequent Purchases and Redemptions of Shares

The Funds impose no restrictions on the frequency of purchases and redemptions of Shares. In determining not to approve a written, established policy, the Board evaluated the risks of market timing activities by Fund shareholders. Purchases and redemptions by APs, who are the only parties that may purchase or redeem Shares directly from the Funds, are an essential part of the ETF process and help keep Share trading prices in line with NAV. As such, the Funds accommodate frequent purchases and redemptions by APs. However, frequent purchases and redemptions for cash may increase tracking error and portfolio transaction costs and lead to the realization of capital gains. The Funds' fair valuation of their holdings consistent with the 1940 Act and Rule 2a-5 thereunder and their ability to impose transaction fees on purchases and redemptions of Creation Units to cover the custodial and other costs incurred by the Funds in effecting trades help to minimize the potential adverse consequences of frequent purchases and redemptions.

### Determination of Net Asset Value

Each Fund's NAV is calculated as of the scheduled close of regular trading on the New York Stock Exchange (the "NYSE"), generally 4:00 p.m. Eastern time, each day the NYSE is open for business. The NAV for a Fund is calculated by dividing the applicable Fund's net assets by its Shares outstanding.

In calculating its NAV, each Fund generally values its assets on the basis of market quotations, last sale prices, or estimates of value furnished by a pricing service or brokers who make markets in such instruments. For example, a Fund generally values equity securities at their readily available market quotations. If such information is not available for an investment held by a Fund or is determined to be unreliable, the investment will be valued by the Adviser at fair value pursuant to procedures established by the Adviser and approved by the Board (as described below).

### Fair Value Pricing

The Adviser has been designated by the Board as the valuation designee for the Funds pursuant to Rule 2a-5 under the 1940 Act. In its capacity as valuation designee, the Adviser has adopted procedures and methodologies to fair value Fund investments whose market prices are not "readily available" or are deemed to be unreliable. For example, such circumstances may arise when: (i) an investment has been de-listed or has had its trading halted or suspended; (ii) an investment's primary pricing source is unable or unwilling to provide a price; (iii) an investment's primary trading market is closed during regular market hours; or (iv) an investment's value is materially affected by events occurring after the close of the investment's primary trading market. Generally, when fair valuing an investment held by a Fund, the Adviser will take into account all reasonably available information that may be relevant to a particular valuation including, but not limited to, fundamental analytical data regarding the issuer, information relating to the issuer's business, recent trades or offers of the investment, general and/or specific market conditions and the specific facts giving rise to the need to fair value the investment. Fair value determinations are made in good faith and in accordance with the fair value methodologies established by the Adviser. Due to the subjective and variable nature of determining the fair value of a security or other investment,

there can be no assurance that the Adviser's determined fair value will match or closely correlate to any market quotation that subsequently becomes available or the price quoted or published by other sources. In addition, a Fund may not be able to obtain the fair value assigned to an investment if the Fund were to sell such investment at or near the time its fair value is determined.

### **Investments by Registered Investment Companies**

Section 12(d)(1) of the 1940 Act and the rules thereunder limit investments by registered investment companies in the securities of other investment companies. Registered investment companies are permitted to invest in a Fund beyond the limits set forth in section 12(d)(1), subject to certain terms and conditions, including that such investment companies enter into an agreement with such Fund.

### **Delivery of Shareholder Documents – Householding**

Householding is an option available to certain investors of the Funds. Householding is a method of delivery, based on the preference of the individual investor, in which a single copy of certain shareholder documents can be delivered to investors who share the same address, even if their accounts are registered under different names. Householding for the Funds is available through certain broker-dealers. If you are interested in enrolling in householding and receiving a single copy of prospectuses and other shareholder documents, please contact your broker-dealer. If you are currently enrolled in householding and wish to change your householding status, please contact your broker-dealer.

## **DIVIDENDS, DISTRIBUTIONS, AND TAXES**

### **Dividends and Distributions**

Each Fund intends to pay out dividends in cash, if any, and distribute any net realized capital gains to its shareholders at least annually. Each Fund will declare and pay capital gain distributions in cash, if any. Distributions in cash may be reinvested automatically in additional whole Shares only if the broker through whom you purchased Shares makes such option available. Your broker is responsible for distributing the income and capital gain distributions to you.

### **Taxes**

The following discussion is a summary of certain important U.S. federal income tax considerations generally applicable to investments in the Funds. Your investment in a Fund may have other tax implications. Please consult your tax advisor about the tax consequences of an investment in Shares, including the possible application of foreign, state, and local tax laws. This summary does not apply to Shares held in an IRA or other tax-qualified plans, which are generally not subject to current tax. Transactions relating to Shares held in such accounts may, however, be taxable at some time in the future. This summary is based on current tax laws, which may change.

Each Fund has elected and intends to qualify each year for treatment as a RIC under Subchapter M of the Code. If it meets certain minimum distribution requirements, a RIC is not subject to tax at the fund level on income and gains from investments that are timely distributed to shareholders. However, a Fund's failure to qualify as a RIC or to meet minimum distribution requirements would result (if certain relief provisions were not available) in fund-level taxation and, consequently, a reduction in income available for distribution to shareholders.

Unless your investment in Shares is made through a tax-exempt entity or tax-advantaged account, such as an IRA, you need to be aware of the possible tax consequences when a Fund makes distributions, when you sell your Shares listed on an Exchange, and when you purchase or redeem Creation Units (APs only).

### **Taxes on Distributions**

Each Fund intends to distribute, at least annually, substantially all of its net investment income and net capital gains. The distributions you receive may be subject to federal, state, and local taxation depending on your tax situation. For federal income tax purposes, distributions of investment income are generally taxable as ordinary income or qualified dividend income. Taxes on distributions of capital gains (if any) are determined by how long a Fund owned the investments that generated them, rather than how long a shareholder has owned his or her Shares. Sales of assets held by a Fund for more than one year generally result in long-term capital gains and losses, and sales of assets held by a Fund for one year or less generally result in short-term capital gains and losses. Distributions of a Fund's net capital gain (the excess of net long-term capital gains over net short-term capital losses) that are reported by such Fund as capital gain dividends ("Capital Gain Dividends") will be taxable as long-term capital gains, which for non-corporate shareholders are subject to tax at reduced rates of up to 20% (lower rates apply to individuals in lower tax brackets). Distributions of short-term capital gain will generally be taxable as ordinary income. Dividends and distributions are generally taxable to you whether you receive them in cash or reinvest them in additional Shares.

Distributions reported by a Fund as "qualified dividend income" are generally taxed to non-corporate shareholders at rates applicable to long-term capital gains, provided holding period and other requirements are met. "Qualified dividend income" generally is income derived from dividends paid by U.S. corporations or certain foreign corporations that are either incorporated in a U.S. possession or eligible for tax benefits under certain U.S. income tax treaties. In addition, dividends that a Fund receives in respect of stock of certain foreign corporations may be qualified dividend income if that stock is readily tradable on an established U.S. securities market. A Fund's investment strategies may limit its ability to make distributions of qualified dividend income. Corporate shareholders may be

entitled to a dividends received deduction for the portion of dividends they receive from a Fund that are attributable to dividends received by the Fund from U.S. corporations, subject to certain limitations. A Fund's investment strategies may limit its ability to make distributions eligible for the dividends received deduction for corporate shareholders.

Shortly after the close of each calendar year, you will be informed of the amount and character of any distributions received from a Fund.

In general, your distributions are subject to federal income tax for the year in which they are paid. Certain distributions paid in January, however, may be treated as paid on December 31 of the prior year. Distributions are generally taxable even if they are paid from income or gains earned by a Fund before your investment (and thus were included in the Shares' NAV when you purchased your Shares).

You may wish to avoid investing in a Fund shortly before a dividend or other distribution, because such a distribution will generally be taxable even though it may economically represent a return of a portion of your investment.

If you are neither a resident nor a citizen of the United States or if you are a foreign entity, distributions (other than Capital Gain Dividends) paid to you by a Fund will generally be subject to a U.S. withholding tax at the rate of 30%, unless a lower treaty rate applies. Gains from the sale or other disposition of your Shares from non-U.S. shareholders generally are not subject to U.S. taxation, unless you are a nonresident alien individual who is physically present in the U.S. for 183 days or more per year. A Fund may, under certain circumstances, report all or a portion of a dividend as an "interest-related dividend" or a "short-term capital gain dividend," which would generally be exempt from this 30% U.S. withholding tax, provided certain other requirements are met. Different tax consequences may result if you are a foreign shareholder engaged in a trade or business within the United States or if a tax treaty applies.

Under legislation generally known as "FATCA" (the Foreign Account Tax Compliance Act), a Fund is required to withhold 30% of certain ordinary dividends it pays to shareholders that are foreign entities and that fail to meet prescribed information reporting or certification requirements.

A Fund (or a financial intermediary, such as a broker, through which a shareholder owns Shares) generally is required to withhold and remit to the U.S. Treasury a percentage of the taxable distributions and sale proceeds paid to any shareholder who fails to properly furnish a correct taxpayer identification number, who has underreported dividend or interest income, or who fails to certify that the shareholder is not subject to such withholding.

### **Taxes When Shares Are Sold on the Exchange**

Any capital gain or loss realized upon a sale of Shares generally is treated as a long-term capital gain or loss if Shares have been held for more than one year and as a short-term capital gain or loss if Shares have been held for one year or less. However, any capital loss on a sale of Shares held for six months or less is treated as long-term capital loss to the extent of Capital Gain Dividends paid with respect to such Shares. Any loss realized on a sale will be disallowed to the extent Shares of a Fund are acquired, including through reinvestment of dividends, within a 61-day period beginning 30 days before and ending 30 days after the disposition of Shares. The ability to deduct capital losses may be limited.

The cost basis of Shares of a Fund acquired by purchase will generally be based on the amount paid for the Shares and then may be subsequently adjusted for other applicable transactions as required by the Code. The difference between the selling price and the cost basis of Shares generally determines the amount of the capital gain or loss realized on the sale or exchange of Shares. Contact the broker through whom you purchased your Shares to obtain information with respect to the available cost basis reporting methods and elections for your account. Any loss realized on a sale will be disallowed to the extent Shares of a Fund are acquired, including through reinvestment of dividends, within a 61-day period beginning 30 days before and ending 30 days after the disposition of Shares.

### **Taxes on Purchases and Redemptions of Creation Units**

An AP having the U.S. dollar as its functional currency for U.S. federal income tax purposes who exchanges securities for Creation Units generally recognizes a gain or a loss. The gain or loss will be equal to the difference between the value of the Creation Units at the time of the exchange and the exchanging AP's aggregate basis in the securities delivered plus the amount of any cash paid for the Creation Units. An AP who exchanges Creation Units for securities will generally recognize a gain or loss equal to the difference between the exchanging AP's basis in the Creation Units and the aggregate U.S. dollar market value of the securities received, plus any cash received for such Creation Units. The IRS may assert, however, that a loss that is realized upon an exchange of securities for Creation Units may not be currently deducted under the rules governing "wash sales" (for an AP who does not mark-to-market their holdings) or on the basis that there has been no significant change in economic position. APs exchanging securities should consult their own tax advisor with respect to whether wash sale rules apply and when a loss might be deductible.

A Fund may include a payment of cash in addition to, or in place of, the delivery of a basket of securities upon the redemption of Creation Units. A Fund may sell portfolio securities to obtain the cash needed to distribute redemption proceeds. This may cause a Fund to recognize investment income and/or capital gains or losses that it might not have recognized if it had completely satisfied the

redemption in-kind. As a result, a Fund may be less tax efficient if it includes such a cash payment in the proceeds paid upon the redemption of Creation Units.

### **Net Investment Income Tax**

U.S. individuals with income exceeding specified thresholds are subject to a 3.8% tax on all or a portion of their “net investment income,” which includes interest, dividends, and certain capital gains (generally including capital gains distributions and capital gains realized on the sale of Shares). This 3.8% tax also applies to all or a portion of the undistributed net investment income of certain shareholders that are estates and trusts.

### **Foreign Investments by a Fund**

The Funds invest in foreign securities. Interest and other income received by a Fund with respect to foreign securities may give rise to withholding and other taxes imposed by foreign countries. Tax conventions between certain countries and the United States may reduce or eliminate such taxes. If as of the close of a taxable year more than 50% of the value of a Fund’s assets consists of certain foreign stock or securities, each such Fund will be eligible to elect to “pass through” to investors the amount of foreign income and similar taxes (including withholding taxes) paid by such Fund during that taxable year. This means that investors would be considered to have received as additional income their respective shares of such foreign taxes, but may be entitled to either a corresponding tax deduction in calculating taxable income, or, subject to certain limitations, a credit in calculating federal income tax. If a Fund does not so elect, each such Fund will be entitled to claim a deduction for certain foreign taxes incurred by such Fund. A Fund (or a financial intermediary, such as a broker, through which a shareholder owns Shares) will notify you if it makes such an election and provide you with the information necessary to reflect foreign taxes paid on your income tax return.

### **Taxation of REIT Investments**

The Cannabis ETF invests in U.S. REITs. “Qualified REIT dividends” (*i.e.*, ordinary REIT dividends other than capital gain dividends and portions of REIT dividends designated as qualified dividend income eligible for capital gain tax rates) are eligible for a 20% deduction by non-corporate taxpayers. This deduction, if allowed in full, equates to a maximum effective tax rate of 29.6% (37% top rate applied to income after 20% deduction). Distributions by the Fund to its shareholders that are attributable to qualified REIT dividends received by the Fund and which the Fund properly reports as “section 199A dividends,” are treated as “qualified REIT dividends” in the hands of non-corporate shareholders. A section 199A dividend is treated as a qualified REIT dividend only if the shareholder receiving such dividend holds the dividend-paying RIC shares for at least 46 days of the 91-day period beginning 45 days before the shares become ex-dividend, and is not under an obligation to make related payments with respect to a position in substantially similar or related property. The Fund is permitted to report such part of its dividends as section 199A dividends as are eligible, but is not required to do so. Unless later extended or made permanent, this 20% deduction will no longer be available for taxable years beginning after December 31, 2025.

REITs in which the Fund invests often do not provide complete and final tax information to the Fund until after the time that the Fund issues a tax reporting statement. As a result, the Fund may at times find it necessary to reclassify the amount and character of its distributions to you after it issues your tax reporting statement. When such reclassification is necessary, the Fund (or a financial intermediary, such as a broker, through which a shareholder owns Shares) will send you a corrected, final Form 1099-DIV to reflect the reclassified information. If you receive a corrected Form 1099-DIV, use the information on this corrected form, and not the information on the previously issued tax reporting statement, in completing your tax returns.

### **Taxation of Cryptocurrency**

The Ball Metaverse ETF is expected to make certain investments that indirectly own cryptocurrencies. While the Fund’s investments in cryptocurrency are expected to be held through entities treated as passive foreign investment companies (“PFICs”) which would generally be expected to produce qualifying income for purposes of ensuring that the Fund maintains its status as a RIC, to the extent that such investments are not treated as PFICs, those investments may not produce qualifying income. The Fund intends to seek to restrict its income from such instruments that do not generate qualifying income to a maximum of 10% of its gross income (when combined with its other investments that produce non-qualifying income).

*The foregoing discussion summarizes some of the possible consequences under current federal tax law of an investment in each Fund. It is not a substitute for personal tax advice. You also may be subject to state and local tax on Fund distributions and sales of Shares. Consult your personal tax advisor about the potential tax consequences of an investment in Shares under all applicable tax laws. For more information, please see the section entitled “Federal Income Taxes” in the SAI.*

### **DISTRIBUTION PLAN**

The Board has adopted a Distribution and Service Plan (the “Plan”) pursuant to Rule 12b-1 under the 1940 Act. In accordance with the Plan, each Fund is authorized to pay an amount up to 0.25% of its average daily net assets each year for certain distribution-related activities and shareholder services.



No Rule 12b-1 fees are currently paid by the Funds, and there are no plans to impose these fees. However, in the event Rule 12b-1 fees are charged in the future, because the fees are paid out of Fund assets, over time these fees will increase the cost of your investment and may cost you more than certain other types of sales charges.

#### **PREMIUM/DISCOUNT INFORMATION**

Information regarding how often each Fund's Shares traded on the Exchange at a price above (*i.e.*, at a premium) or below (*i.e.*, at a discount) its NAV is available on the Funds' website at [www.roundhillinvestments.com](http://www.roundhillinvestments.com).

#### **ADDITIONAL NOTICES**

The Video Games ETF is not sponsored, endorsed, sold or promoted by Nasdaq, Inc. or its affiliates (Nasdaq, with its affiliates, are referred to as the "Corporations"). The Corporations have not passed on the legality or suitability of, or the accuracy or adequacy of descriptions and disclosures relating to, the Fund. The Corporations make no representation or warranty, express or implied to the owners of the Fund or any member of the public regarding the advisability of investing in securities generally or in the Fund particularly, or the ability of the Nasdaq CTA Global Video Games Software Index™ to track general stock market performance. The Corporations' only relationship to Roundhill (the "Licensee") is in the licensing of the Nasdaq® and certain trade names of the Corporations and the use of the Nasdaq CTA Global Video Games Software Index™ which is determined, composed and calculated by Nasdaq without regard to Licensee or the Fund. Nasdaq has no obligation to take the needs of the Licensee or the owners of the Fund into consideration in determining, composing or calculating the Nasdaq CTA Global Video Games Software Index™. The Corporations are not responsible for and have not participated in the determination of the timing of, prices at, or quantities of the Fund to be issued or in the determination or calculation of the equation by which the Fund is to be converted into cash. The Corporations have no liability in connection with the administration, marketing or trading of the Fund.

The Corporations do not guarantee the accuracy and/or uninterrupted calculation of the Nasdaq CTA Global Video Games Software Index™ or any data included therein. The Corporations make no warranty, express or implied, as to results to be obtained by the Licensee, owners of the product(s), or any other person or entity from the use of the Nasdaq CTA Global Video Games Software Index™ or any data included therein. The Corporations make no express or implied warranties, and expressly disclaim all warranties of merchantability or fitness for a particular purpose or use with respect to the Nasdaq CTA Global Video Games Software Index™ or any data included therein. Without limiting any of the foregoing, in no event shall the Corporations have any liability for any lost profits or special, incidental, punitive, indirect, or consequential damages, even if notified of the possibility of such damages.

"The "S&P Global Luxury Index" is a product of S&P Dow Jones Indices LLC or its affiliates ("SPDJI"), and has been licensed for use by Roundhill Financial Inc. Standard & Poor's® and S&P® are registered trademarks of Standard & Poor's Financial Services LLC ("S&P") and Dow Jones® is a registered trademark of Dow Jones Trademark Holdings LLC ("Dow Jones"). The trademarks have been licensed to SPDJI and have been sublicensed for use for certain purposes by Roundhill Financial Inc. The Roundhill S&P® Global Luxury ETF is not sponsored, endorsed, sold or promoted by SPDJI, Dow Jones, S&P, or any of their respective affiliates (collectively, "S&P Dow Jones Indices"). S&P Dow Jones Indices does not make any representation or warranty, express or implied, to the owners of the Roundhill S&P® Global Luxury ETF or any member of the public regarding the advisability of investing in securities generally or in Roundhill S&P® Global Luxury ETF particularly or the ability of the S&P Global Luxury Index to track general market performance. S&P Dow Jones Indices only relationship to Roundhill Financial Inc. with respect to the S&P Global Luxury Index is the licensing of the Index and certain trademarks, service marks and/or trade names of S&P Dow Jones Indices and/or its licensors. The S&P Global Luxury Index is determined, composed and calculated by S&P Dow Jones Indices without regard to Roundhill Financial Inc. or the Roundhill S&P® Global Luxury ETF. S&P Dow Jones Indices has no obligation to take the needs of Roundhill Financial Inc. or the owners of Roundhill S&P® Global Luxury ETF into consideration in determining, composing or calculating the S&P Global Luxury Index. S&P Dow Jones Indices is not responsible for and has not participated in the determination of the price per share, and number of shares of Roundhill S&P® Global Luxury ETF or the timing of the issuance or sale of shares of Roundhill S&P® Global Luxury ETF or in the determination or calculation of the equation by which shares of Roundhill S&P® Global Luxury ETF are to be converted into cash, surrendered or redeemed, as the case may be. S&P Dow Jones Indices has no obligation or liability in connection with the administration, marketing or trading of Roundhill S&P® Global Luxury ETF. There is no assurance that investment products based on the S&P Global Luxury Index will accurately track index performance or provide positive investment returns. S&P Dow Jones Indices LLC is not an investment advisor. Inclusion of a security within an index is not a recommendation by S&P Dow Jones Indices to buy, sell, or hold such security, nor is it considered to be investment advice.

S&P DOW JONES INDICES DOES NOT GUARANTEE THE ADEQUACY, ACCURACY, TIMELINESS AND/OR THE COMPLETENESS OF THE S&P GLOBAL LUXURY INDEX OR ANY DATA RELATED THERETO OR ANY COMMUNICATION, INCLUDING BUT NOT LIMITED TO, ORAL OR WRITTEN COMMUNICATION (INCLUDING ELECTRONIC COMMUNICATIONS) WITH RESPECT THERETO. S&P DOW JONES INDICES SHALL NOT BE SUBJECT TO ANY DAMAGES OR LIABILITY FOR ANY ERRORS, OMISSIONS, OR DELAYS THEREIN. S&P DOW JONES INDICES MAKES NO EXPRESS OR IMPLIED WARRANTIES, AND EXPRESSLY DISCLAIMS ALL WARRANTIES, OF MERCHANTABILITY OR FITNESS FOR A PARTICULAR PURPOSE OR USE OR AS TO RESULTS TO BE OBTAINED BY ROUNDHILL FINANCIAL INC., OWNERS OF THE ROUNDHILL S&P® GLOBAL LUXURY ETF, OR ANY OTHER PERSON

OR ENTITY FROM THE USE OF THE S&P GLOBAL LUXURY INDEX OR WITH RESPECT TO ANY DATA RELATED THERETO. WITHOUT LIMITING ANY OF THE FOREGOING, IN NO EVENT WHATSOEVER SHALL S&P DOW JONES INDICES BE LIABLE FOR ANY INDIRECT, SPECIAL, INCIDENTAL, PUNITIVE, OR CONSEQUENTIAL DAMAGES INCLUDING BUT NOT LIMITED TO, LOSS OF PROFITS, TRADING LOSSES, LOST TIME OR GOODWILL, EVEN IF THEY HAVE BEEN ADVISED OF THE POSSIBILITY OF SUCH DAMAGES, WHETHER IN CONTRACT, TORT, STRICT LIABILITY, OR OTHERWISE. THERE ARE NO THIRD PARTY BENEFICIARIES OF ANY AGREEMENTS OR ARRANGEMENTS BETWEEN S&P DOW JONES INDICES AND ROUNDHILL FINANCIAL INC., OTHER THAN THE LICENSORS OF S&P DOW JONES INDICES.

The Roundhill Alerian LNG ETF is not issued, sponsored, endorsed, sold or promoted by VettaFi LLC or its affiliates (collectively, “VettaFi”). VettaFi makes no representation or warranty, express or implied, to the purchasers or owners of the Roundhill Alerian LNG ETF or any member of the public regarding the advisability of investing in securities generally or in the Roundhill Alerian LNG ETF particularly or the ability of the Alerian Liquefied Natural Gas Index (the “Index”) to track general market performance. VettaFi’s only relationship to the Adviser is the licensing of the Index which is determined, composed and calculated without regard to the Adviser or the Roundhill Alerian LNG ETF. VettaFi is not responsible for and has not participated in the determination of the timing of, prices at, or quantities of the Roundhill Alerian LNG ETF to be issued. VettaFi has no obligation or liability in connection with the issuance, administration, marketing or trading of the Roundhill Alerian LNG ETF.

“Alerian Liquefied Natural Gas IndexSM”, “AlerianSM”, “VettaFiSM”, and “LNGISM” are servicemarks of VettaFi and their use is granted under a license from VettaFi. VettaFi does not guarantee the accuracy and/or completeness of the Index or any data included therein and VettaFi shall have no liability for any errors, omissions, interruptions or defects therein. VettaFi makes no warranty, express or implied, representations or promises, as to results to be obtained by Roundhill Financial Inc., or any other person or entity from the use of the Index or any data included therein. VettaFi makes no express or implied warranties, representations or promises, regarding the originality, merchantability, suitability, or fitness for a particular purpose or use with respect to the Index or any data included therein. Without limiting any of the foregoing, in no event shall VettaFi have any liability for any direct, indirect, special, incidental, punitive, consequential, or other damages (including lost profits), even if notified of the possibility of such damages.

Shares are not sponsored, endorsed, or promoted by the Exchange. The Exchange makes no representation or warranty, express or implied, to the owners of Shares or any member of the public regarding the ability of a Fund to track the total return performance of its Index or the ability of the Index identified herein to track the performance of its constituent securities. The Exchange is not responsible for, nor has it participated in, the determination of the compilation or the calculation of the Index, nor in the determination of the timing, prices, or quantities of Shares to be issued, nor in the determination or calculation of the equation by which the Shares are redeemable. The Exchange has no obligation or liability to owners of Shares in connection with the administration, marketing, or trading of Shares.

The Exchange does not guarantee the accuracy and/or the completeness of the Index or the data included therein. The Exchange makes no warranty, express or implied, as to results to be obtained by the Fund, owners of Shares, or any other person or entity from the use of the Index or the data included therein. The Exchange makes no express or implied warranties, and hereby expressly disclaims all warranties of merchantability or fitness for a particular purpose with respect to the Index or the data included therein. Without limiting any of the foregoing, in no event shall the Exchange have any liability for any lost profits or indirect, punitive, special, or consequential damages even if notified of the possibility thereof.

The Adviser, the Sub-Adviser, the Exchange, and the Funds make no representation or warranty, express or implied, to the owners of Shares or any member of the public regarding the advisability of investing in securities generally or in a Fund particularly or the ability of an Index to track general stock market performance. Each Fund, the Adviser, and the Sub-Adviser do not guarantee the accuracy, completeness, or performance of an Index or the data included therein and shall have no liability in connection with the Index or Index calculation. Each Index calculation agent maintains and calculates the Index used by the respective Fund and shall have no liability for any errors or omissions in calculating such Index.

## **FINANCIAL HIGHLIGHTS**

The following financial highlights table shows the financial performance information for each Fund’s five most recent fiscal years (or the life of a Fund, if shorter). Certain information reflects financial results for a single share of a Fund. The total returns in the table represent the rate that you would have earned or lost on an investment in a Fund (assuming you reinvested all distributions). This information has been audited by Cohen & Company, Ltd., the independent registered public accounting firm of the Funds, whose report, along with each Fund’s financial statements, is included in the Funds’ [Annual Report](#), which is available upon request.

## Roundhill ETFs Financial Highlights

### Per Share Operating Performance (For a share outstanding throughout each period)

	Income from investment operations:				Less Distributions Paid From:			
	Net Asset Value, Beginning of Period	Net investment income (loss) <sup>(1)</sup>	Net realized and unrealized gain (loss) on investments	Total from investment operations	Net investment income	Net realized gains	Return of capital	Total distributions paid
<b>Roundhill Video Games ETF</b>								
For the year 01/01/2023 - 12/31/2023	\$14.03	0.11	1.75	1.86	(0.17)	—	—	(0.17)
For the year 01/01/2022 - 12/31/2022	\$24.99	0.14	(11.01)	(10.87)	(0.10)	—	—	(0.10)
For the year 01/01/2021 - 12/31/2021	\$30.09	0.05	(5.17)	(5.12)	(0.01)	—	—	(0.01)
For the year 01/01/2020 - 12/31/2020	\$16.01	0.04	14.34	14.38	(0.10)	(0.22)	—	(0.32)
For the period 06/03/2019 <sup>(10)</sup> - 12/31/2019	\$14.86	0.08	1.11	1.19	(0.05)	—	(0.00) <sup>(11)</sup>	(0.05)
<b>Roundhill Sports Betting &amp; iGaming ETF</b>								
For the year 01/01/2023 - 12/31/2023	\$14.35	0.08	2.98	3.06	—	—	—	—
For the year 01/01/2022 - 12/31/2022	\$24.88	0.07	(10.51)	(10.44)	(0.04)	—	(0.05)	(0.09)
For the year 01/01/2021 - 12/31/2021	\$25.86	0.08	(1.06)	(0.98)	—	—	—	—
For the period 06/03/2020 <sup>(10)</sup> - 12/31/2020	\$15.41	0.11	10.41	10.52	(0.07)	—	(0.00) <sup>(11)</sup>	(0.07)
<b>Roundhill Ball Metaverse ETF</b>								
For the year 01/01/2023 - 12/31/2023	\$7.21	0.02	4.33	4.35	(0.02)	—	(0.00) <sup>(11)</sup>	(0.02)
For the year 01/01/2022 - 12/31/2022	\$15.17	0.01	(7.96)	(7.95)	(0.01)	—	(0.00) <sup>(11)</sup>	(0.01)
For the period 06/29/2021 <sup>(10)</sup> - 12/31/2021	\$15.07	(0.01)	0.10 <sup>(12)</sup>	0.09	—	—	—	—
<b>Roundhill Cannabis ETF</b>								
For the year 01/01/2023 - 12/31/2023 <sup>(15)</sup>	\$29.95	1.18	(0.99) <sup>(12)</sup>	0.19	—	—	—	—
For the period 04/19/2022 <sup>(10)</sup> - 12/31/2022	\$76.60	0.45	(47.15)	(46.70)	—	—	—	—
<b>Roundhill Magnificent Seven ETF (formerly, Roundhill BIG Tech ETF)</b>								
For the period 04/10/2023 <sup>(10)</sup> - 12/31/2023	\$24.77	0.67	8.05	8.72	(0.14)	(0.00) <sup>(11)</sup>	—	(0.14)
<b>Roundhill S&amp;P<sup>®</sup> Global Luxury ETF</b>								
For the period 08/22/2023 <sup>(10)</sup> - 12/31/2023	\$24.99	0.09	0.20	0.29	(0.09)	—	(0.00) <sup>(11)</sup>	(0.09)
<b>Roundhill Alerian LNG ETF</b>								
For the period 09/19/2023 <sup>(10)</sup> - 12/31/2023	\$25.12	0.07	(0.18)	(0.11)	(0.12)	—	(0.42)	(0.54)

The accompanying notes are an integral part of the financial statements.

**Roundhill ETFs**  
Financial Highlights

Per Share Operating Performance (For a share outstanding throughout each period)				Ratios/Supplemental Data					
Capital Share Transactions:				Ratios to Average Net Assets of: <sup>(2)</sup>					
Transaction Fees	Net Asset Value, End of Period	Total return, at NAV <sup>(3)(7)</sup>	Total return at Market <sup>(7)</sup>	Net assets, end of period (000's)	Expenses, before waivers	Expenses, after waivers	Net investment income (loss), before waivers	Net investment income (loss), after waivers	Portfolio turnover rate <sup>(7)(8)</sup>
0.01	\$15.73	13.35%	12.92% <sup>(4)</sup>	\$20,844	0.50%	0.50%	0.76%	0.76%	17%
0.01	\$14.03	-43.49%	-43.28% <sup>(4)</sup>	\$25,250	0.50%	0.50%	0.78%	0.78%	83%
0.03	\$24.99	-16.93%	-17.57% <sup>(4)</sup>	\$62,475	0.50%	0.50%	0.16%	0.16%	52%
0.02	\$30.09	89.88% <sup>(9)</sup>	89.62% <sup>(4)(9)</sup>	\$73,717	0.50%	0.44%	0.12%	0.18%	93%
0.01	\$16.01	8.11% <sup>(9)</sup>	8.42% <sup>(4)(9)</sup>	\$10,810	0.50%	0.25%	0.65%	0.90%	34%
0.00 <sup>(11)</sup>	\$17.41	21.30%	21.17% <sup>(4)</sup>	\$100,523	0.75%	0.75%	0.46%	0.46%	64%
—	\$14.35	-41.99%	-42.00% <sup>(4)</sup>	\$118,028	0.75%	0.75%	0.38%	0.38%	43%
0.00 <sup>(11)</sup>	\$24.88	-3.78%	-3.91% <sup>(4)</sup>	\$290,507	0.75%	0.75%	0.26%	0.26%	52%
0.00 <sup>(11)</sup>	\$25.86	68.28%	68.15% <sup>(4)</sup>	\$206,891	0.75%	0.75%	0.92%	0.92%	43%
0.00 <sup>(11)</sup>	\$11.54	60.37%	60.57% <sup>(4)</sup>	\$463,556	0.59%	0.59%	0.19%	0.19%	30%
0.00 <sup>(11)</sup>	\$7.21	-52.44%	-52.66% <sup>(4)</sup>	\$370,242	0.60%	0.60%	0.06%	0.06%	47%
0.01	\$15.17	0.63%	0.73% <sup>(4)</sup>	\$933,059	0.75%	0.75%	-0.13%	-0.13%	41%
—	\$30.14	0.71%	0.87% <sup>(5)</sup>	\$3,165	0.48%	0.39%	4.49%	4.58%	0%
0.05	\$29.95	-60.93%	-60.94% <sup>(5)</sup>	\$1,496	0.75%	0.52%	1.09%	1.32%	65%
—	\$33.35	35.21%	35.63% <sup>(6)</sup>	\$37,349	0.29%	0.29%	2.92%	2.92%	81%
0.00 <sup>(11)</sup>	\$25.19	1.14%	0.95% <sup>(4)</sup>	\$1,259	0.49% <sup>(13)</sup>	0.49% <sup>(13)</sup>	1.07%	1.07%	1%
0.01	\$24.48	-0.41%	-0.57% <sup>(4)</sup>	\$734	0.75% <sup>(14)</sup>	0.75% <sup>(14)</sup>	1.10%	1.10%	11%

The accompanying notes are an integral part of the financial statements.

- <sup>(1)</sup> Per share net investment income (loss) was calculated using average shares outstanding.
- <sup>(2)</sup> Annualized for periods less than one year.
- <sup>(3)</sup> Net asset value total return is calculated assuming an initial investment made at the net asset value at the beginning of the period, reinvestment of all dividends and distributions at net asset value on ex-date during the period, if any, and redemption on the last day of the period at net asset value. This percentage is not an indication of the performance of a shareholder's investment in the Fund based on market value due to the differences between the market price of the shares and the net asset value per share of the Fund.
- <sup>(4)</sup> Market value total return is calculated assuming an initial investment made at market value at the beginning of the period, reinvestment of all dividends and distributions at market value on pay date during the period, if any, and redemption on the last day of the period at market value. Market value is determined by the composite closing price. Composite closing security price is defined as the last reported sale price on the NYSE Arca Stock Exchange. The composite closing price is the last reported sale, regardless of volume, and not an average price, and may have occurred on a date prior to the close of the reporting period. Market value may be greater or less than net asset value, depending on the Fund's closing price on the NYSE Arca Stock Exchange.
- <sup>(5)</sup> Market value total return is calculated assuming an initial investment made at market value at the beginning of the period, reinvestment of all dividends and distributions at market value on pay date during the period, if any, and redemption on the last day of the period at market value. Market value is determined by the composite closing price. Composite closing security price is defined as the last reported sale price on the CBOE BZX Exchange. The composite closing price is the last reported sale, regardless of volume, and not an average price, and may have occurred on a date prior to the close of the reporting period. Market value may be greater or less than net asset value, depending on the Fund's closing price on the CBOE BZX Exchange.
- <sup>(6)</sup> Market value total return is calculated assuming an initial investment made at market value at the beginning of the period, reinvestment of all dividends and distributions at market value on pay date during the period, if any, and redemption on the last day of the period at market value. Market value is determined by the composite closing price. Composite closing security price is defined as the last reported sale price on the NASDAQ Stock Market, LLC. The composite closing price is the last reported sale, regardless of volume, and not an average price, and may have occurred on a date prior to the close of the reporting period. Market value may be greater or less than net asset value, depending on the Fund's closing price on the NASDAQ Stock Market, LLC.
- <sup>(7)</sup> Not annualized for periods less than one year.
- <sup>(8)</sup> Excludes in-kind transactions associated with creations and redemptions of the Fund.
- <sup>(9)</sup> The returns reflect the actual performance for the period and do not include the impact of trades executed on the last business day of the period that were recorded on the first business day of the next period
- <sup>(10)</sup> Commencement of operations.
- <sup>(11)</sup> Less than \$0.005.
- <sup>(12)</sup> Realized and unrealized gains and losses per share in this caption are balancing amounts necessary to reconcile the change in net asset value per share for the period, and may not reconcile with the aggregate gains and losses in the Statements of Operations due to share transactions for the period.
- <sup>(13)</sup> Includes tax expense of 0.04% for the period ended December 31, 2023.
- <sup>(14)</sup> Includes tax expense of 0.10% for the period ended December 31, 2023.
- <sup>(15)</sup> During the year ended December 31, 2023, the Fund effected the following reverse stock split: May 1, 2023, 1 for 5. All historical per share information has been retroactively adjusted to reflect this reverse stock split.

**Roundhill Video Games ETF**  
**Roundhill Sports Betting & iGaming ETF**  
**Roundhill Ball Metaverse ETF**  
**Roundhill Cannabis ETF**  
**Roundhill Magnificent Seven ETF**  
(formerly Roundhill BIG Tech ETF)  
**Roundhill S&P Global Luxury ETF**  
**Roundhill Alerian LNG ETF**

<b>Adviser</b>	<b>Roundhill Financial Inc.</b> 154 West 14th Street, 2nd Floor New York, New York 10011	<b>Transfer Agent, Index Receipt Agent, and Administrator</b>	<b>U.S. Bancorp Fund Services, LLC</b> d/b/a U.S. Bank Global Fund Services 615 East Michigan Street Milwaukee, Wisconsin 53202
<b>Sub-Adviser</b>	<b>Exchange Traded Concepts, LLC</b> 10900 Hefner Pointe Drive, Suite 400 Oklahoma City, Oklahoma 73120	<b>Distributor</b>	<b>Foreside Fund Services, LLC</b> Three Canal Plaza, Suite 100 Portland, Maine 04101
<b>Custodian</b>	<b>U.S. Bank National Association</b> 1555 North Rivercenter Drive, Suite 302 Milwaukee, Wisconsin 53212	<b>Legal Counsel</b>	<b>Morgan, Lewis &amp; Bockius LLP</b> 1111 Pennsylvania Avenue, NW Washington, DC 20004-2541
<b>Independent Registered Public Accounting Firm</b>	<b>Cohen &amp; Company, Ltd.</b> 1350 Euclid Avenue, Suite 800 Cleveland, Ohio 44115		

Investors may find more information about the Funds in the following documents:

**Statement of Additional Information:** The Funds' SAI provides additional details about the investments of each Fund and certain other additional information. The SAI is on file with the SEC and is incorporated herein by reference into this Prospectus. It is legally considered a part of this Prospectus.

**Annual/Semi-Annual Reports:** Additional information about the Funds' investments is available in the Funds' Annual and Semi-Annual Reports to shareholders and in Form N-CSR. In the Funds' [Annual Report](#), you will find a discussion of the market conditions and investment strategies that significantly affected the Fund's performance during its last fiscal year.

You can obtain free copies of these documents, request other information or make general inquiries about the Funds by contacting the Funds at c/o U.S. Bank Global Fund Services, P.O. Box 701, Milwaukee, Wisconsin 53201-0701 or by calling 1-800-617-0004.

Shareholder reports and other information about the Funds are also available:

- Free of charge from the SEC's EDGAR database on the SEC's website at <http://www.sec.gov>; or
- Free of charge from the Funds' Internet web site at [www.roundhillinvestments.com](http://www.roundhillinvestments.com); or
- For a fee, by e-mail request to [publicinfo@sec.gov](mailto:publicinfo@sec.gov).

(SEC Investment Company Act File No. 811-23226)