

Why Invest in OZEM?



Obesity Epidemic: Global obesity rates have nearly tripled since 1975 and are projected to impact over half the population by 2035.¹



Revolutionary Drugs: Groundbreaking GLP-1 treatments, such as Ozempic, Wegovy, and Zepbound, are leading medical advancements in weight management.²



Market Growth: Goldman Sachs Research forecasts that the obesity treatment market could reach \$130 billion by 2030.³

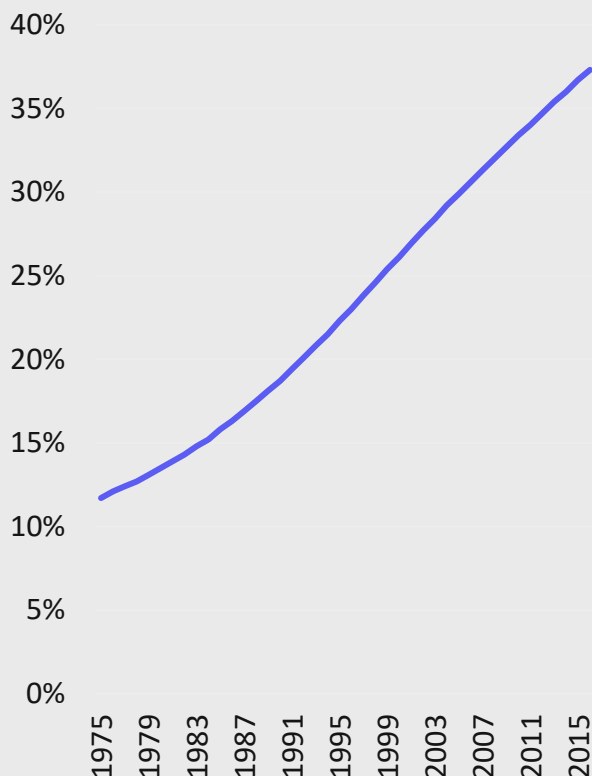
¹WHO/Goldman Sachs Research; ²Stifel, ³Goldman Sachs Research.

Fund Details

Fund Ticker	OZEM
Exchange	Nasdaq
CUSIP	77926X882
Expense Ratio	0.59%
AUM	\$37.1MM
Shares Outstanding	1,570,000
Inception Date	05 / 21 / 2024
ETF Options Available	Yes
# of Holdings	28

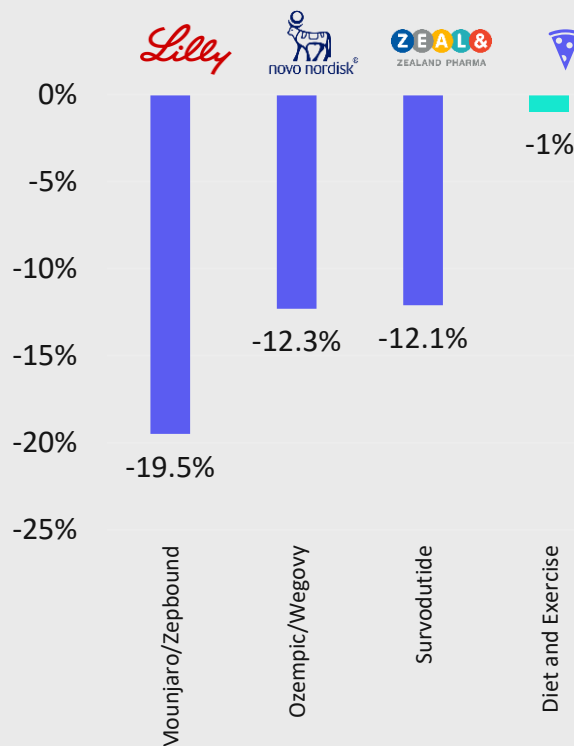
The GLP-1 & Weight Loss Opportunity

U.S. Obesity Rate



Source: WHO, Global Health Observatory (2022), Ourworldindata.com.

Weight Loss Efficacy



Source: Source: Stifel, healthcare, "Obesity drug review", market update July 1st, 2023.

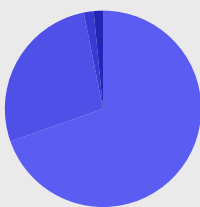
Top Ten Holdings (as of 3/31/25)

Eli Lilly & Co	17.75%	Amgen Inc	4.76%
Novo Nordisk A/S	12.70%	Chugai Pharmaceutical Co Ltd	4.63%
Roche Holding AG	6.33%	Pfizer Inc	3.71%
AstraZeneca PLC	5.14%	Zealand Pharma A/S	3.62%
Innovent Biologics Inc	4.94%	Corcept Therapeutics Inc	2.77%

ETF holdings are subject to change at any time and should not be interpreted as an offer of these securities.

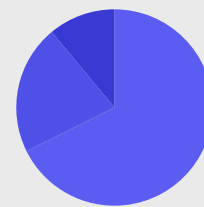
GICS Sub Industry Breakdown

Pharmaceuticals	69.2%
Biotechnology	27.1%
Life Sciences Tools & Services	1.6%
Health Care Services	1.5%



Market Capitalization Breakdown

Large Cap (>\$10B)	67.3%
Mid Cap (\$2-10B)	21.2%
Small Cap (<\$2B)	11.0%



Overview

Roundhill believes that weight loss drugs, including GLP-1 agonists, represent one of the most revolutionary advancements in the global pharmaceuticals industry. The Roundhill GLP-1, Weight Loss & Healthcare ETF (“OZEM”) is the world’s first GLP-1 ETF. OZEM is an actively-managed ETF.

Geographic Breakdown

United States	47.1%
Denmark	17.9%
Japan	9.0%
China	6.3%
Switzerland	6.3%
Britain	5.1%
South Korea	2.8%
Hong Kong	2.8%
Taiwan	2.0%

OZEM Performance (as of 3/31/25)

NAV	Since Inception (05/21/2024)
	-6.20%
Market Price	-6.09%

Performance for periods greater than one year shown annualized. *The performance data quoted represents past performance. Past performance does not guarantee future results. Current performance may be lower or higher than the performance data quoted. The investment return and principal value of an investment will fluctuate so that an investor’s shares, when sold or redeemed, may be worth more or less than the original cost. Returns less than one year are not annualized. For the most recent month-end performance, please call (855) 561-5728. You cannot invest directly in an index. Shares are bought and sold at market price (closing price), not net asset value (NAV), and are not individually redeemed from the Fund. Market performance is determined using the bid/ask midpoint at 4:00pm Eastern Time when the NAV is typically calculated. Brokerage commissions will reduce returns. Short-term performance, in particular, is not a good indication of the fund’s future performance, and an investment should not be made based solely on returns.*

Expense Ratio	0.59%
----------------------	-------



Investors should consider the investment objectives, risk, charges and expenses carefully before investing. For a prospectus or summary prospectus with this and other information about Roundhill ETFs please call 1-855-561-5728 or visit the website at www.roundhillinvestments.com/etf/OZEM. Read the prospectus or summary prospectus carefully before investing.

Health Care Companies Risk. Health care companies, such as companies providing medical and healthcare goods and services, companies engaged in manufacturing medical equipment, supplies and pharmaceuticals, as well as operating health care facilities and the provision of managed health care, may be affected by government regulations and government health care programs, increases or decreases in the cost of medical products and services and product liability claims, among other factors. Many health care companies are heavily dependent on patent protection, and the expiration of a company's patent may adversely affect that company's profitability. Health care companies are also subject to competitive forces that may result in price discounting, may be thinly capitalized and susceptible to product obsolescence.

Pharmaceutical Companies Risk. The Fund may have significant exposure to pharmaceutical companies in connection with its investments in GLP-1 & Weight Loss Companies. Pharmaceuticals companies may be affected by industry competition, dependency on a limited number of products, obsolescence of products, government approvals and regulations, loss or impairment of intellectual property rights and litigation regarding product liability. Pharmaceutical are subject to competitive forces that may make it difficult to raise prices of their products and may result in price discounting. The profitability of some pharmaceuticals companies may be dependent on a relatively limited number of products. The research and development costs required to bring a new product to market are substantial with no guarantee that the product will ever become profitable. Many new products are subject to gaining the approval of the U.S. Food and Drug Administration ("FDA"), which can be long and costly. Many pharmaceutical companies are heavily dependent on patents and intellectual property rights. The loss or impairment of these rights may adversely affect the profitability of these companies. Pharmaceuticals companies may also be subject to extensive litigation based on product liability and similar claims.

Biotechnology Companies Risk. The Fund may have significant exposure to biotechnology companies in connection with its investments in GLP-1 & Weight Loss Companies. Biotechnology companies invest heavily in research and development which may not necessarily lead to commercially successful products. Biotechnology companies are subject to increased governmental regulation which may delay or inhibit the release of new products. The effects of high development costs and increased regulation may be exacerbated by a company's inability to raise prices to cover costs because of managed care pressure or price controls. Many biotechnology companies are dependent upon their ability to use and enforce intellectual property rights and patents. Any impairment of such rights may have adverse financial consequences. Biotechnology stocks, especially those issued by smaller, less-seasoned companies, tend to be more volatile than the overall market. Biotechnology companies can also be significantly affected by technological change and obsolescence, product liability lawsuits and consequential high insurance costs.

Concentration Risk. The Fund is concentrated in the industry or group of industries comprising the health care sector. The Fund may be susceptible to an increased risk of loss, including losses due to adverse events that affect the Fund's investments more than the market as a whole, to the extent that the Fund's investments are concentrated in the securities and/or other assets of a particular issuer or issuers, country, group of countries, region, market, industry, group of industries, sector, market segment or asset class.

New Fund Risk. The Fund is a recently organized investment company with a limited operating history. As a result, prospective investors have a limited track record or history on which to base their investment decision.

Roundhill Financial Inc. serves as the investment advisor. The Funds are distributed by Foreside Fund Services, LLC which is not affiliated with Roundhill Financial Inc., U.S. Bank, or any of their affiliates.