

Why Invest in KNGS?



Elite Dividend Growth: KNGS is the only U.S. listed ETF to invest in Dividend Monarchs, an elite group of over 30 companies with 50+ years of increasing dividends.



Blue Chip Leaders: Dividend Monarchs are amongst the most well-known and established companies in their respective industries.



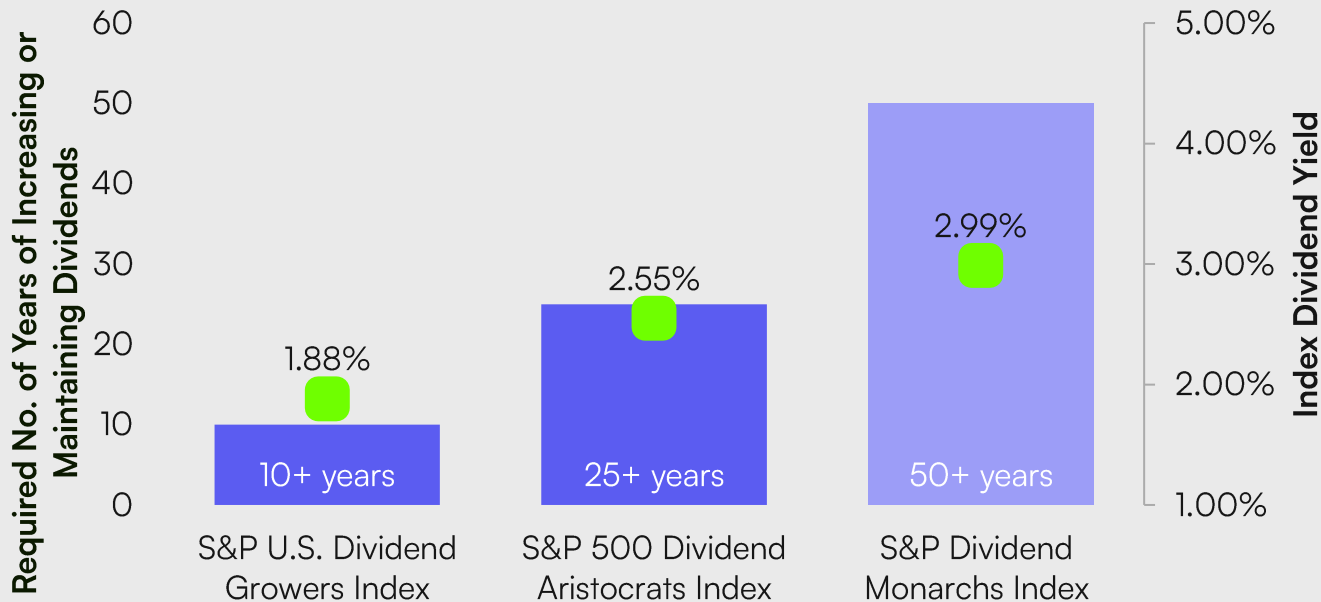
Defensive Qualities: Dividend Monarchs may exhibit defensive qualities compared to the broader market.

Fund Details

Fund Ticker	KNGS
Exchange	NYSE Arca
CUSIP	77926X106
Expense Ratio	0.35%
AUM	\$3.0MM
Shares Outstanding	110,000
Inception Date	11 / 2 / 2023
ETF Options Available	No
# of Holdings	38

Dividend Monarchs Offer Attractive Income Potential

Dividend Index Comparison



Source: Bloomberg, as of June 30, 2024. **Past performance is not indicative of future results. You cannot invest directly in an index. Index performance does not represent actual fund or portfolio performance. A fund or portfolio may differ significantly from the securities included in the index. Index performance assumes reinvestment of dividends but does not reflect any management fees, transaction costs, brokerage commissions on transactions. Such fees, expense and commissions would reduce returns.** Note: Index Dividend Yield is Index Estimated Dividend Yield which is defined as Estimated Dividends FY1 divided by last price. The Index Dividend Yield was calculated on January 10, 2024. The **S&P Dividend Monarchs Index** measures the performance of S&P 1500 companies that have increased dividends every year for the last 50 consecutive years. The S&P Dividend Monarchs Index inception date is 4/23/2023. The **S&P 500 Dividend Aristocrats Index** is designed to measure the performance of S&P 500 index constituents that have followed a policy of consistently increasing dividends every year for at least 25 consecutive years. The S&P 500 Dividend Aristocrats Index inception date is 5/3/2005. The **S&P U.S. Dividend Growers Index** is designed to measure the performance of U.S. companies that have followed a policy of consistently increasing dividends every year for at least 10 consecutive years. The index excludes the top 25% highest-yielding eligible companies from the index. The S&P U.S. Dividend Growers Index inception date is 6/1/2021.

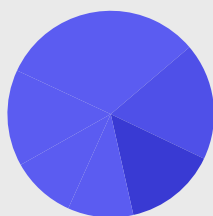
Top Ten Holdings (as of 6/30/24)

Black Hills Corp	5.3%	Kenvue Inc	3.9%
Federal Realty Investment Trust	4.7%	AbbVie Inc	3.8%
Kimberly-Clark Corp	4.3%	Coca-Cola Co/The	3.7%
Sonoco Products Co	4.2%	Archer-Daniels-Midland Co	3.5%
National Fuel Gas Co	4.1%	Johnson & Johnson	3.4%

ETF holdings are subject to change at any time and should not be interpreted as an offer of these securities. Excludes cash positions.

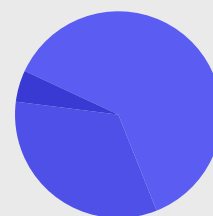
GICS Sector Breakdown

Consumer Staples	31.8%
Utilities	18.3%
Industrials	14.4%
Materials	10.2%
Health Care	10.1%
Other	15.1%



Market Capitalization Breakdown

Large Cap (>\$10B)	61.8%
Mid Cap (\$2-10B)	32.9%
Small Cap (<\$2B)	4.9%



Overview

The Roundhill S&P® Dividend Monarchs ETF is the first ever U.S. listed ETF to track the performance of S&P Dividend Monarchs Index, an elite group of **blue chip** U.S. companies that have grown their dividends for 50+ consecutive years.

Geographic Breakdown

United States	100.0%
---------------	--------

KNGS Performance (as of 6/30/24)

	Since Inception (11/2/2023)
NAV	9.53%
Market Price	9.83%

Performance for periods greater than one year shown annualized.

The performance data quoted represents past performance. Past performance does not guarantee future results. Current performance may be lower or higher than the performance data quoted. The investment return and principal value of an investment will fluctuate so that an investor's shares, when sold or redeemed, may be worth more or less than the original cost. Returns less than one year are not annualized. For the most recent month-end performance, please call (855) 561-5728. You cannot invest directly in an index. Shares are bought and sold at market price (closing price), not net asset value (NAV), and are not individually redeemed from the Fund. Market performance is determined using the bid/ask midpoint at 4:00pm Eastern Time when the NAV is typically calculated. Brokerage commissions will reduce returns. Short-term performance, in particular, is not a good indication of the fund's future performance, and an investment should not be made based solely on returns.

Expense Ratio	0.35%
----------------------	-------



Investors should consider the investment objectives, risk, charges and expenses carefully before investing. For a prospectus or summary prospectus with this and other information about the KNGS ETF please call 1-877-220-7649 or visit the website at <https://www.roundhillinvestments.com/etf/kngs/>. Read the prospectus or summary prospectus carefully before investing.

Read the prospectus or summary prospectus carefully before investing. Investing involves risk, including possible loss of principal. Investing in dividend-paying stocks involves the risk that such stocks may fall out of favor with investors and underperform the broader market. Companies that issue dividend-paying stocks are not required to pay or continue paying dividends on such stocks. It is possible that issuers of the stocks held by the Fund will not declare dividends in the future or will reduce or eliminate the payment of dividends (including reducing or eliminating anticipated accelerations or increases in the payment of dividends) in the future. Investments made in small and mid-capitalization companies may be more volatile and less liquid due to limited resources or product lines and more sensitive to economic factors. Fund investments will be concentrated in an industry or group of industries, and the value of Fund shares may risk and fall more than diversified funds. Foreign investing involves social and political instability, market illiquidity, exchange-rate fluctuation, high volatility and limited regulation risks. Emerging markets may be more volatile and less liquid than more developed markets and therefore may involve greater risks. Depositary Receipts involve risks similar to those associated investments in foreign securities, but may not provide a return that corresponds precisely with that of the underlying shares. Please see the prospectus for details of these and other risks. The fund is passively managed and attempts to mirror the composition and performance of the S&P Dividend Monarchs Index. The Fund's returns may not match due to expenses incurred by the Fund or lack of precise correlation with the index.

Roundhill Financial Inc. serves as the investment advisor. The Funds are distributed by Foreside Fund Services, LLC which is not affiliated with Roundhill Financial Inc., U.S. Bank, or any of their affiliates.

The S&P Dividend Monarchs Index is a product of S&P Dow Jones Indices LLC or its affiliates ("S&P DJI") and has been licensed for use by Roundhill Investments Inc. S&P®, S&P 500®, Dividend Aristocrats® and Dividend Monarchs™ are trademarks of Standard & Poor's Financial Services LLC ("S&P"); Dow Jones® is a registered trademark of Dow Jones Trademark Holdings LLC ("Dow Jones") and has been licensed for use by S&P Dow Jones Indices; and these trademarks have been licensed for use by S&P DJI and sublicensed for certain purposes by Roundhill Investments Inc. The Roundhill S&P Dividend Monarchs ETF is not sponsored, endorsed, sold or promoted by S&P DJI, Dow Jones, S&P, their respective affiliates, and none of such parties make any representation regarding the advisability of investing in such product(s) nor do they have any liability for any errors, omissions, or interruptions of the S&P Dividend Monarchs Index.